


DIGITUS 4-Port USB 3.0 PCI Express Add-On Card

DS-30226

EAN 4016032464396

**USB PCI Express Add-On card USB3.0, 4-port A/F, Chipset: VL805, self powered**

This full USB 3.0 host controller extends your PC with PCI slots by four USB 3.0 connections. Power supply is provided via the PCI express slot and supplies a maximum power output of 3,000 mA for each USB port. Use bus speeds of up to 5 Gbps with USB SuperSpeed, backwards compatible for older USB devices with Hi-Speed, Full Speed & Low Speed. Connect USB devices such as printers, scanners, cameras or an external hard drive. Supports hot plugging & Plug and Play - no driver installation required. Enjoy the fastest SuperSpeed data transfers with the DIGITUS® USB 3.0 PCIe card and copy large quantities of data in a very short time.

Extend your PC with PCIe slots by 4 full USB 3.0 ports (USB A) with up to 3000 mA





- Connections: 4 x USB A (USB 3.0)
- USB data transfer rates: SuperSpeed (5 Gbps), Hi-Speed (480 Mbps), Full Speed (12 Mbps) & Low Speed (1.5 Mbps)
- Power supply: 5 V / 3000 mA per port max.
- Chipset: VIA / VL805

- For PCIe slots: x1/x4/x8/x16
- No external power adapter required, power supply via PCIe slot
- Complies with Universal Serial Bus 3.0 specification (Rev. 1), backwards compatible with 2.0
- Complies with Extensible Host Controller Interface Specification Rev. 1.0
- Complies with PCI Express Specification 2.0, backwards compatible with 1.0
- Supports USB legacy function
- USB Attached SCSI Protocol (USAP) Mode
- Plug and Play - no driver installation required
- Supported operating systems: Windows 10/8.1/8/7, Linux (32/64Bit)
- Dimensions: 10 x 12.1 x 2 cm (W x D x H)
- Weight: 60 g

Package contents

- 1 x 4-Port USB 3.0 PCI Express Add-On Card
- 1 x Low-profile slot bracket
- 1 x Quick reference guide
- 1 x CD

| Logistics | | | | | | |
|------------------------------|--------------|-------------|------------|------------|-------------|-----------|
| | Number (pcs) | Weight (kg) | Depth (cm) | Width (cm) | Height (cm) | cm³ |
| Packaging Unit Carton | 40 | 2.40 | 41.00 | 41.00 | 39.00 | 65,559.00 |
| Packaging Unit Inside | 1 | 0.06 | 0.00 | 0.00 | 0.00 | 0.00 |
| Packaging Unit Single | 1 | 0.06 | 13.00 | 14.00 | 3.00 | 546.00 |
| Net single without Packaging | 1 | 0.06 | 12.10 | 10.00 | 2.00 | 0.00 |

More images:**Safety notes**

- Switch off the computer completely and disconnect it from the power supply before installing or removing the network card.
- Static discharge can damage the product or the PC. Take measures against static discharge (ESD) when installing the product, e.g. wear an antistatic wrist strap.
- Before installation, touch the metal surface of the PC housing or another grounded object to ground any ESD charge via the housing.
- Avoid using too much force when connecting the product to the PC.
- Please ensure that any cables are connected correctly without overstretching or damaging them.
- Avoid touching the contacts of the product with your fingers to prevent corrosion or static charge.

EU responsible person

EU based economic operator ensuring the product complies with the required regulations.

ASSMANN Electronic GmbH
Auf dem Schüffel 3
Lüdenscheid, Germany
<https://www.assmann.com>
info@assmann.com