


DIGITUS Dual Gigabit Ethernet Mini PCI Express Network Card

DN-10134**EAN 4016032464389**

2-port Gigabit Ethernet mini PCI Express Card single lane, low profile bracket, Realtek chipset

This mini PCIe dual gigabit network card from DIGITUS® offers you the highest performance for network applications with your 10/100/1000 BASE-T ethernet controller. Equipped with two LAN interfaces (RJ45), it fulfills the IEEE802.3u specification for fast ethernet and the IEEE802.3ab specification for gigabit ethernet. IEEE802.3x full-duplex flow control is also supported, as well as VLAN tagging. The card can be used for slots at full or half installation height. Corresponding slot brackets are included in delivery.

Fast gigabit network connection with up to 2 x 1000 Mbps bandwidth for your PCI express slot





- Connectors: 2 x Gigabit LAN (RJ45)
- Supports 10/100/1,000 Mbps networks with automatic recognition and configuration
- Compatible with the following network standards: IEEE802.3, 802.3u, and 802.3ab
- Supports IEEE802.3x full-duplex flow control
- Chipset: Realtek / RTL8111F / 1182e
- Compatible with slots outlets at full or half installation height
- 1000 Base-T ethernet controller

- Compatible with PCI Express Specification 1.1
- Compatible with PCIe MINI Card Electromechanical Specification Revision 1.2
- Single-lane (1x) PCI express with up to 2.5 Gbps capacity
- Supports IEEE802.1q VLAN tagging
- Supports jumbo frames up to 9 Kb
- Automatic crossover recognition and correction
- Supports Wake-on-LAN, Remote wake-up, Power down / Link down power saving
- Compatible with Windows 10, 8, 7 (32/64Bit) and backwards compatible with Windows server 2003, 2008, 2012
- Compatible with Linux, DOS, MacOS® 10.4 or higher
- Plug and Play

Package contents

- 1 x Mini PCIe Gigabit Network Adapter – Main Card
- 1 x Mini PCIe Gigabit Network Adapter – Daughter Card
- 2 x 10-Pin Network Cable
- 1 x 4-Pin LED cable
- 1 x Installation CD
- 1 x half-sized slot bracket
- 1 x Quick start guide

Logistics						
	Number (pcs)	Weight (kg)	Depth (cm)	Width (cm)	Height (cm)	cm³
Packaging Unit Carton	40	8.50	41.00	41.00	39.00	1,056.00
Packaging Unit Inside	1	0.21	22.00	16.00	3.00	1,056.00
Packaging Unit Single	1	0.21	13.00	14.00	3.00	546.00
Net single without Packaging	1	0.06	8.00	12.00	2.00	0.00

More images:**Safety notes**

- Switch off the computer completely and disconnect it from the power supply before installing or removing the network card.
- Static discharge can damage the product or the PC. Take measures against static discharge (ESD) when installing the product, e.g. wear an antistatic wrist strap.
- Before installation, touch the metal surface of the PC housing or another grounded object to ground any ESD charge via the housing.
- Avoid using too much force when connecting the product to the PC.
- Please ensure that any cables are connected correctly without overstretching or damaging them.
- Avoid touching the contacts of the product with your fingers to prevent corrosion or static charge.

EU responsible person

EU based economic operator ensuring the product complies with the required regulations.

ASSMANN Electronic GmbH
Auf dem Schüffel 3
Lüdenscheid, Germany
<https://www.assmann.com>
info@assmann.com