


DIGITUS® CAT 6A U/UTP patch cord

DK-1613-A-030
EAN 4016032371458



CAT 6A U-UTP patch cord, Cu, LSZH AWG 26/7, length 3 m, color grey

The DIGITUS® Category 6A Class EA patch cords are manufactured and tested to the ISO/IEC 11801 and DIN EN 50173 Category 6 A specifications. They will guarantee the installed cabling system is compliant with the ISO & EN channel specification requirements and will provide optimum performance levels of DIGITUS® Category 6A cabling. The performance is tested up to 500 MHz inclusive performance characteristics such as near end cross talk ("NEXT"). DIGITUS® patch cords are designed and produced to fulfill the highest requirements of various application areas in full volume. Each cable is fitted with a molded boot which comes with kink protection and strain relief. Furthermore the boot is equipped with a latch protection that prevents the latching lever against breaking. You can easily identify the Category 6A, because of the transparent yellow colored connector.

Digitus® CAT 6A U-UTP Patch Cord, Cu, LSZH AWG 26/7, length 3 m, color grey.

- 2 RJ45 (8P8C)
- Patch Cord, U-UTP, unshielded, LSZH, 3 m, grey, 4 x 2 AWG 26/7, twisted pair

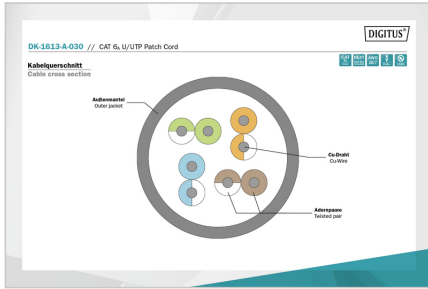

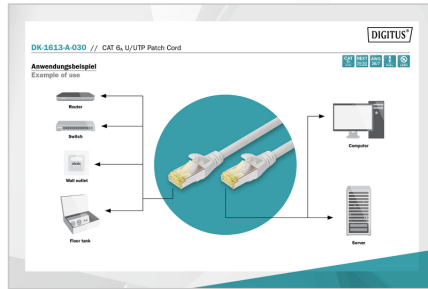
- Digitus® CAT 6A U-UTP Patch Cord, Cu, LSZH AWG 26/7, length 3 m, color grey
- Digitus® CAT 6A U-UTP Patch Cord, Cu, LSZH AWG 26/7, length 3 m, color grey (Cu)

Attributes

- Assortment: Twisted Pair Patch Cables
- Configuration: 1:1
- Connector 1: Modular RJ45 (8/8) plug
- Connector 2: Modular RJ45 (8/8) plug
- Packaging: DIGITUS Polybag
- Category: CAT 6A
- Shielding: U-UTP, unshielded
- Length: 3 m
- Color: grey
- Jacket: LSOH
- Slim Version: no
- Structure: 4 x 2 AWG 26/7, twisted pair
- Flat Version: no

Logistics						
	Number (pcs)	Weight (kg)	Depth (cm)	Width (cm)	Height (cm)	cm³
Packaging Unit Carton	120	11.10	36.00	36.00	27.00	34,992.00
Packaging Unit Inside	10	0.93	35.00	19.00	5.00	3,325.00
Packaging Unit Single	1	0.09	22.00	17.00	2.00	748.00
Net single without Packaging	1	0.08	300.00	1.20	1.30	0.00

More images:



Safety notes

- When plugging and unplugging the cable, only grasp the plug and do not pull directly on the cable.
- Cables must not be kinked sharply or bent at tight angles, as this can damage the inner wires and lead to failures.
- Make sure that the cables are not under tensile load, as this can damage the insulation and the wires inside the cable.
- Ensure that cables are not laid in areas where they can be easily damaged mechanically.
- Cables should not be used in environments with extremely high or very low temperatures. Observe the product information on the maximum operating temperature of the cable
- Check cables regularly for visible damage such as cracks, kinks or signs of wear. Defective cables should be replaced immediately to avoid failures, short circuits or even electric shocks.

EU responsible person

EU based economic operator ensuring the product complies with the required regulations.

ASSMANN Electronic GmbH
 Auf dem Schüffel 3
 Lüdenscheid, Germany
<https://www.assmann.com>
info@assmann.com