

DIGITUS UPS External Battery Pack for 6kVA and 10kVA UPS Models (Extended Pack)

DN-170108

EAN 4016032473596



Battery module with internal battery (20pcs)

The DIGITUS® USV Battery Modules ensure that UPS systems used in highly demanding environments can continue to reliably supply connected devices with power in case of interruptions to the power supply. A maximum of 4 battery modules can be connected in order to increase the operating time of the connected IT devices. The systems are protected by ensuring uninterrupted power supply while changing the batteries. The external battery packs can ensure a rapid increase for the bridging period in case of increasing need.

A solution that increases the operating capacity of intelligent USV systems to protect IT devices with medium to high loads

- The battery module can be installed in a 19" rack or as a separate tower with stand
- Hot swappable – Batteries can be exchanged during operation
- Compatible with OnLine USVs: DN-170106 & DN-170107
- Battery voltage: ± 120 VDC
- Capacity (standard unit): 12 V / 9 Ah
- Number of installed rechargeable batteries: 20 units
- Batteries in a row: 10 (per battery module)

- Battery type: Lead battery
- Typical charging time: 6 - 8 hours to recover 90% of full capacity
- Operating temperature: 20 °C to +25 °C
- Humidity during operation: 0 - 90%
- Terminal connections on the back
- Dimensions (L×W×D): 131 x 443 mm x 680 mm
- Net weight: 65 kg
- Gross weight: 66 kg

Attributes


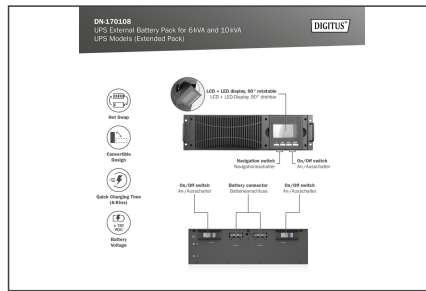

- Installation: Rack 0U, Rack 1U
- Installation: Rack
- Power: 6000VA – 10000VA
- Technology: Online double conversion
- Inch form factor (IEC 60297): 482.6 mm (19")

Package contents

- 1 x External USV Battery Pack for 6 kVA and 10 kVA USV models (extension module)
- 1 x User manual
- 1 x Connector cable (to connect UPS and battery module), 1.5m

Logistics						
	Number (pcs)	Weight (kg)	Depth (cm)	Width (cm)	Height (cm)	cm ³
Packaging Unit Carton	1	68.20	77.20	56.50	26.50	115,588.00
Packaging Unit Inside	1	68.20	0.00	0.00	0.00	0.00
Packaging Unit Single	1	68.20	73.00	58.50	28.00	119,574.00
Net single without Packaging	1	65.00	68.00	44.30	13.10	0.00

More images:



Safety notes

- The UPS system must be absolutely dry before it is installed. Please allow the UPS system to acclimatize for at least two hours to adapt to the environment.
- Protect the UPS system from water or moisture.
- Avoid direct sunlight or installation near heat sources.
- Do not block any ventilation openings in the housing.
- Do not connect any devices or appliances that would overload the system.
- Lay cables so that nobody can step on them or trip over them.
- Do not connect any household appliances to the output sockets of the UPS system.
- Only connect the UPS system to an earthed and easily accessible socket.
- Only use VDE-tested, CE-marked mains connection cables at the input and outputs.
- Never disconnect the mains connection cable during operation as this would cancel the protective earthing of the UPS system and all connected loads.
- The UPS system has its own internal power source. The output sockets or output terminals of the UPS system can be energized even if the UPS system is not connected to the building cabling.
- To switch off the UPS system completely, first press the OFF/Enter button to disconnect the mains.
- Caution - Risk of electric shock. Even after disconnecting the device from the mains, the components inside the UPS system are still connected to the battery. There is a risk of electric shock.
- Only persons who are sufficiently familiar with batteries and the necessary safety precautions may replace batteries and monitor operation.
- Caution - Risk of electric shock. The battery circuit is not isolated from the input voltage. Dangerous voltages can occur between the battery terminals and the ground. Ensure that no voltage is present before touching!
- When replacing the batteries, install the same number and type of batteries.
- Do not open or destroy batteries. Leaking electrolyte can injure the skin and eyes and may be toxic.
- The appliance may only be opened and repaired by a trained specialist.

EU responsible person

EU based economic operator ensuring the product complies with the required regulations.

ASSMANN Electronic GmbH
Auf dem Schüffel 3
Lüdenscheid, Germany
<https://www.assmann.com>
info@assmann.com