

DIGITUS 10 Gigabit Ethernet PoE+ Injector, 802.3at, 30 W

DN-95108

EAN 4016032464501



10 Gigabit Ethernet PoE+ Injector, 802.3at Power Pins:3/6(+), 1/2(-), 30W

The PoE+ injector from DIGITUS® offers a 30 watt PoE port as a midspan solution. Compact, cost-effective and fully IEEE802.3at-compliant. With support for 10 Gbps network connections, the PoE injector can also be used in environments where the highest possible data transfer speed is essential. The simple solution for remote power supply of wireless access points, IP security camera, VoIP phones and other installations with PoE functionality. The injector makes an external power supply for your devices unnecessary, eliminating the connected power cables / plugs. PoE & PoE+ compatible devices can be supplied with power and data using the network cable, a secure and reliable solution for expanding the existing network infrastructure.

Power supply and data transfer with up to 10G bandwidth and 30 watt output with just one network cable, for PoE-enabled devices such as access points, IP phones or IP cameras

- Supports 10G, 5G, 2.5G and 10/100/1000 Base-T applications
- Supports standards: IEEE 802.3, IEEE 802.3u, IEEE 802.3ab, IEEE 802.3af, IEEE 802.3at
- LED display: Power input / PoE output
- PoE output: 30 W
- For distances of up to 100 m
- LED operating display

- Integrated power connection for non-heating appliances (C14)
- Excess voltage and short circuit protection
- Automatic detection of PoE devices
- Suitable for wall installation
- Power supply: 100 - 240 VAC / 50/60 Hz
- Total power consumption: 32 W max.
- PoE voltage: 52 VDC / 0.58 A
- PoE budget: 30 W
- PIN assignment: V+ (RJ45 Pin 3, 6), V- (RJ45 Pin 1, 2)
- Operating temperature: 0 to 40°C
- Storage temperature: -10 °C to 70 °C
- Operating humidity: 5 - 95% (non condensing)
- Dimensions: 145.5 x 61.5 x 40 mm (L x W x H)
- Weight: 0.45 kg

Attributes




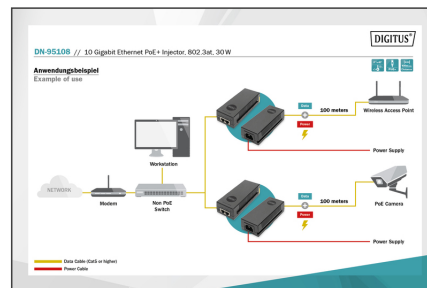
- Number of ports: 1
- PoE Power budget: 30 W
- PoE standard: IEEE802.3at (PoE+)
- Ethernet speed: 10 gigabit
- Industrial usage: no

Package contents

- 10 Gigabit Ethernet PoE+ Injector, 802.3at, 30 W
- Cable for non-heating appliances (safety plug / jack IEC 13)
- Quick reference guide

Logistics						
	Number (pcs)	Weight (kg)	Depth (cm)	Width (cm)	Height (cm)	cm³
Packaging Unit Carton	30	8.62	41.50	30.50	40.00	50,630.00
Packaging Unit Inside	1	0.29	0.00	0.00	0.00	0.00
Packaging Unit Single	1	0.29	6.00	12.00	17.50	1,260.00
Net single without Packaging	1	0.23	4.00	6.10	14.50	0.00

More images:



Safety notes

- This product is intended for indoor use only.
- Read all instructions and follow all warnings and instructions on the device.
- Do not place this appliance on an unstable surface (such as a trolley, stand, table, etc.).
- Do not use this appliance near water.
- Do not place this appliance near or above a radiator.
- The housing is equipped with openings for heat dissipation and ventilation. To prevent overheating during operation, the ventilation openings must not be blocked or covered.
- Do not place the appliance on a soft surface (e.g. bed, sofa, blanket, etc.). This will block the ventilation.
- The appliance must not be installed in a closed environment if adequate ventilation is not guaranteed.
- Do not spray any liquids onto the appliance.
- Disconnect the mains plug before cleaning. Do not use any liquid or foam cleaners.
- Clean the appliance with a damp cloth.
- Connect the device according to the power supply on the rating plate.
- To prevent damage to the appliance, it is important that all appliances are properly earthed.
- Do not place any objects on the power cable and lay it in such a way as to avoid tripping hazards.
- Use a surge protector, a regulator or an uninterruptible power supply (UPS) to protect your system from sudden, temporary and reduced power.
- Secure the system cable and mains cable properly and ensure that no objects are pressing on the cable.
- Do not insert any objects into the appliance through the openings in the housing. There is a risk of a short circuit, which can lead to fire or electric shock.
- Do not attempt to repair the appliance yourself. Always contact an authorized customer service centre.
- If any of the following conditions occur, unplug the appliance and return it to an authorized service centre for repair
- The mains cable, power supply unit or plug for the power supply is damaged or worn;

- Liquid has penetrated the appliance;
- The device has been exposed to rain or water;
- The device has been dropped or the housing has been damaged;
- The function of the device has obviously changed;
- The appliance cannot be operated as described in the operating instructions.

EU responsible person

EU based economic operator ensuring the product complies with the required regulations.

ASSMANN Electronic GmbH
Auf dem Schüffel 3
Lüdenscheid, Germany
<https://www.assmann.com>
info@assmann.com