


# DIGITUS CAT 5e F/UTP crossover patch cord

DK-1521-050-CO  
EAN 4016032215776



**CAT 5e F-UTP crossover patch cord, Cu, PVC AWG 26/7, length 5 m, color grey**

The DIGITUS® Category 5e Class D patch cords are manufactured and tested to the ISO/IEC 11801 and DIN EN 50173 Category 5e specifications. They will guarantee the installed cabling system is compliant with the ISO & EN channel specification requirements and will provide optimum performance levels of DIGITUS® Category 5e cabling. The performance is tested up to 100 MHz inclusive performance characteristics such as near end cross talk ("NEXT"). DIGITUS® patch cords are designed and produced to fulfill the highest requirements of various application areas in full volume. Each cable is fitted with a molded boot which comes with kink protection and strain relief.

**Melhor desempenho e melhor qualidade de ligação com a rede.**

- 2x Conectores RJ45 (8P8C)
- Coberturas com proteção contra dobras e redução da tensão


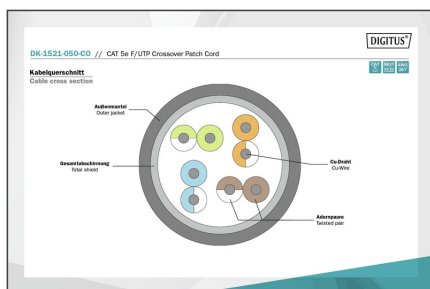
- Indicação de comprimento nas tampas
- Condutor interno: Cobre (Cu)

**Attributes**

- Assortment: Twisted Pair Patch Cables
- Configuration: crossover
- Connector 1: Modular RJ45 (8/8) plug
- Connector 2: Modular RJ45 (8/8) plug
- Packaging: DIGITUS Polybag
- Category: CAT 5e
- Shielding: F-UTP, foil shielding
- Length: 5 m
- Color: grey
- Jacket: PVC
- Slim Version: no
- Structure: 4 x 2 AWG 26/7, twisted pair
- Flat Version: no

Logistics						
	Number (pcs)	Weight (kg)	Depth (cm)	Width (cm)	Height (cm)	cm <sup>3</sup>
Packaging Unit Carton	70	11.00	46.00	32.00	27.00	39,744.00
Packaging Unit Inside	10	1.57	20.00	30.00	36.00	21,600.00
Packaging Unit Single	1	0.16	2.00	17.00	25.00	850.00
Net single without Packaging	1	0.13	500.00	1.20	1.30	686.00

**More images:**



**Safety notes**

- When plugging and unplugging the cable, only grasp the plug and do not pull directly on the cable.
- Cables must not be kinked sharply or bent at tight angles, as this can damage the inner wires and lead to failures.
- Ensure that the cables are not under tensile load, as this can damage the insulation and the wires inside the cable.
- Ensure that cables are not laid in areas where they can be easily damaged mechanically.
- Cables should not be used in environments with extremely high or very low temperatures. Observe the product information on the maximum operating temperature of the cable
- Check cables regularly for visible damage such as cracks, kinks or signs of wear. Defective cables should be replaced immediately to avoid failures, short circuits or even electric shocks.

**EU responsible person**

EU based economic operator ensuring the product complies with the required regulations.

ASSMANN Electronic GmbH  
Auf dem Schüffel 3  
Lüdenscheid, Germany  
<https://www.assmann.com>  
[info@assmann.com](mailto:info@assmann.com)