

# DIGITUS CAT 6A S/FTP patch cord, 10 pieces

DK-1644-A-050-10  
EAN 4016032469025



10x

## CAT 6A S-FTP patch cord, Cu, LSZH AWG 26/7, length 5 m, 10 pieces, color grey

The DIGITUS® Category 6A Class EA patch cords are manufactured and tested to the ISO/IEC 11801 and DIN EN 50173 Category 6 A specifications. They will guarantee the installed cabling system is compliant with the ISO & EN channel specification requirements and will provide optimum performance levels of DIGITUS® Category 6A cabling. The performance is tested up to 500 MHz inclusive performance characteristics such as near end cross talk ("NEXT"). DIGITUS® patch cords are designed and produced to fulfill the highest requirements of various application areas in full volume. Each cable is fitted with a molded boot which comes with kink protection and strain relief. Furthermore the boot is equipped with a latch protection that prevents the latching lever against breaking. You can easily identify the Category 6A, because of the transparent yellow colored connector.

**Future-oriented standards and high-end quality for your network.**

- 2x RJ45 (8P8C) connectors
- Boots with kink protection, strain relief and latch protection
- Length marking on boot
- Conductor: Copper (Cu)
- 10 pieces

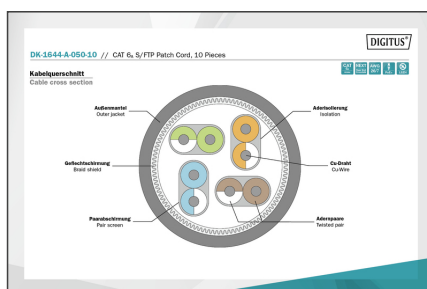

### Attributes


- Configuration: 1:1
- Category: CAT 6A
- Shielding: S-FTP, pairs in metal foil and braid shielding
- Length: 5 m
- Color: grey
- Jacket: LSOH
- Slim Version: no
- Structure: 4 x 2 AWG 26/7, twisted pair
- Flat Version: no

### Logistics

	Number (pcs)	Weight (kg)	Depth (cm)	Width (cm)	Height (cm)	cm³
Packaging Unit Carton	5	8.50	36.00	36.00	27.00	34,992.00
Packaging Unit Inside	1	1.70	22.00	30.00	36.00	23,760.00
Packaging Unit Single	1	1.70	2.20	17.00	25.00	935.00
Net single without Packaging	1	0.15	5.00	1.20	1.30	0.00

### More images:



**Safety notes**

- When plugging and unplugging the cable, only grasp the plug and do not pull directly on the cable.
- Cables must not be kinked sharply or bent at tight angles, as this can damage the inner wires and lead to failures.
- Make sure that the cables are not under tensile load, as this can damage the insulation and the wires inside the cable.
- Ensure that cables are not laid in areas where they can be easily damaged mechanically.
- Cables should not be used in environments with extremely high or very low temperatures. Observe the product information on the maximum operating temperature of the cable.
- Check cables regularly for visible damage such as cracks, kinks or signs of wear. Defective cables should be replaced immediately to avoid failures, short circuits or even electric shocks.

**EU responsible person**

EU based economic operator ensuring the product complies with the required regulations.

ASSMANN Electronic GmbH  
Auf dem Schöffel 3  
Lüdenscheid, Germany  
<https://www.assmann.com>  
[info@assmann.com](mailto:info@assmann.com)