

DIGITUS CAT 6 S/FTP patch cord, 5 units

DK-1644-150-5  
EAN 4016032441502



CAT 6 S-FTP patch cord, Cu, LSZH AWG 27/7, length 15 m, 5 pieces, color grey

The DIGITUS® Category 6 Class E patch cords are manufactured and tested to the ISO/IEC 11801 and DIN EN 50173 Category 6 specifications. They will guarantee the installed cabling system is compliant with the ISO & EN channel specification requirements and will provide optimum performance levels of DIGITUS® Category 6 cabling. The performance is tested up to 250 MHz inclusive performance characteristics such as near end cross talk ("NEXT"). DIGITUS® patch cords are designed and produced to fulfill the highest requirements of various application areas in full volume. Each cable is fitted with a molded boot which comes with kink protection and strain relief. Furthermore the boot is equipped with a latch protection that prevents the latching lever against breaking. You can easily identify the Category 6, because of the transparent red colored connector.

Future-oriented standards and high-end quality for your network.

- 2x RJ45 (8P8C) connectors

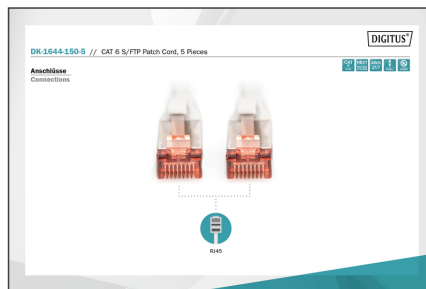
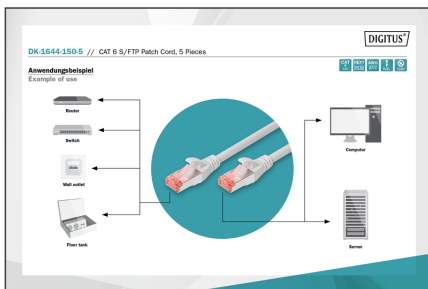

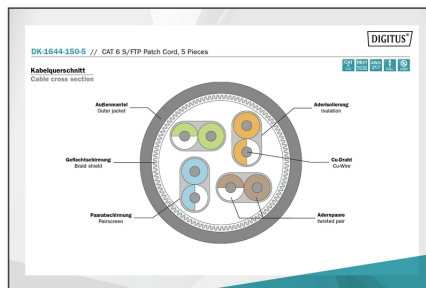

- Boots with kink protection, strain relief and latch protection
- Length marking on boot
- Conductor: Copper (Cu)
- 5 pieces

Attributes

- Configuration: 1:1
- Connector 1: Modular RJ45 (8/8) plug
- Connector 2: Modular RJ45 (8/8) plug
- Packaging: DIGITUS Polybag
- Category: CAT 6
- Shielding: S-FTP, pairs in metal foil and braid shielding
- Length: 15 m
- Color: grey
- Jacket: LSOH
- Slim Version: no
- Structure: 4 x 2 AWG 27/7, twisted pair
- Flat Version: no

Logistics						
	Number (pcs)	Weight (kg)	Depth (cm)	Width (cm)	Height (cm)	cm³
Packaging Unit Carton	20	9.40	33.00	33.00	23.00	25,047.00
Packaging Unit Inside	5	2.35	15.00	32.00	47.00	22,560.00
Packaging Unit Single	1	0.47	3.00	23.00	34.00	2,346.00
Net single without Packaging	1	0.43	1,500.00	1.20	1.30	0.00

**More images:**



**Safety notes**

- When plugging and unplugging the cable, only grasp the plug and do not pull directly on the cable.
- Cables must not be kinked sharply or bent at tight angles, as this can damage the inner wires and lead to failures.
- Ensure that the cables are not under tensile load, as this can damage the insulation and the wires inside the cable.
- Ensure that cables are not laid in areas where they can be easily damaged mechanically.
- Cables should not be used in environments with extremely high or very low temperatures. Observe the product information on the maximum operating temperature of the cable
- Check cables regularly for visible damage such as cracks, kinks or signs of wear. Defective cables should be replaced immediately to avoid failures, short circuits or even electric shocks.

**EU responsible person**

EU based economic operator ensuring the product complies with the required regulations.

ASSMANN Electronic GmbH  
Auf dem Schüffel 3  
Lüdenscheid, Germany  
<https://www.assmann.com>  
[info@assmann.com](mailto:info@assmann.com)