


DIGITUS PCI Express Parallel Card, 2/1-port

DS-30040-2**EAN 4016032317760****Serial/Parallel I/O, 2/1-Port, PCIexpress 2-port serial, 1-port parallel**

The DIGITUS PCI parallel 1-port card can be installed on a PCI express slot, so you can connect an SPP / ECP parallel peripheral device to the computer. The good performance of the SPP / ECP parallel card has a DB25 parallel port, which is ideal for connecting printers, scanners, CD drives, memory card readers and more. With plug & play, the card simply plugs into your PC and promises to make a quick use.

Perfect for connecting any parallel or serial device including printers, scanners and ISDN terminal adapters

- Chipset: AX99100
- 2x DSUB 9, serial ports, male, UART16C450/550
- 1x DSUB 25, parallel port




- Data transfer rate up to 115.200 bps
- Supports standard parallel port (SPP) & enhanced capability port (ECP)
- Compliant with PCI Express Base Specification 1.0a
- Operating temperature: 0 °C - 70 °C
- Operating humidity: 0% - 85% RH (non-condensing)
- Supports Windows 10, 8.1, 8, 7, Vista, XP and Linux


Package contents

- PCI Express Parallel Card, 2/1-port
- Low profile bracket
- Driver CD
- Manual

Logistics

	Number (pcs)	Weight (kg)	Depth (cm)	Width (cm)	Height (cm)	cm ³
Packaging Unit Carton	40	8.00	38.00	28.00	30.00	31,920.00
Packaging Unit Inside	1	0.20	14.00	18.50	18.00	4,662.00
Packaging Unit Single	1	0.20	14.00	3.00	13.00	546.00
Net single without Packaging	1	0.00	0.00	0.00	0.00	0.00

More images:

**Safety notes**

- Switch off the computer completely and disconnect it from the power supply before installing or removing the network card.
- Static discharge can damage the product or the PC. Take measures against static discharge (ESD) when installing the product, e.g. wear an antistatic wrist strap.
- Before installation, touch the metal surface of the PC housing or another grounded object to ground any ESD charge via the housing.
- Avoid using too much force when connecting the product to the PC.
- Please ensure that any cables are connected correctly without overstretching or damaging them.
- Avoid touching the contacts of the product with your fingers to prevent corrosion or static charge.

EU responsible person

EU based economic operator ensuring the product complies with the required regulations.

ASSMANN Electronic GmbH
Auf dem Schüffel 3
Lüdenscheid, Germany
<https://www.assmann.com>
info@assmann.com