

DIGITUS Fast Ethernet Print Server, parallel

DN-13001-1
EAN 4016032315322



Parallel Print Server, 1-Port 1x RJ45, 1x DB-36-pin male Centronics

Parallel Print Server, 1-Port, 1x RJ45, 1x DB-36-pin male Centronics

Easily turns a workplace printer into a network printer


- Complies with IEEE 802.3, IEEE 802.3u Wired Ethernet standards
- One parallel port suitable for printer connections
- Supports TCP/IP, IPX/SPX, NetBEUI, and AppleTalk network protocols
- Supports LPR, RAW, IPP and SMB printing protocols
- Supports peer-to-peer printing (TCP/IP/IPX/NetBEUI/AppleTalk)
- Supports server based printing (Novell NetWare (3.12 or above) and Windows)



- Supports DHCP client protocols
- Supports web based management, Windows configuration utility, and SNMP protocol
- Offers a simple installation procedure, setup programs, and diagnostic programs
- Incl. power supply
- Supports Windows (2000, XP, Vista, 7, 8, 10), Mac (OS 8.1 and higher) and Linux
- Power Spec: AC100~240V
- Power consumption: 2W
- DC plug Size: 1.35*3.5*9.5mm

Logistics

	Number (pcs)	Weight (kg)	Depth (cm)	Width (cm)	Height (cm)	cm ³
Packaging Unit Carton	20	9.50	34.00	36.60	49.20	61,224.50
Packaging Unit Inside	1	0.48	6.80	23.00	15.30	2,392.92
Packaging Unit Single	1	0.48	6.80	23.00	15.30	2,392.92
Net single without Packaging	1	0.05	6.60	5.60	2.60	0.00

More images:





Safety notes

- Overloading can lead to overheating and damage to the appliance or the connected peripherals.
- If necessary, use an external power supply to ensure stable performance.
- If devices such as external hard disks or printers that require a high power consumption are connected, the device should be used with an external power supply. Otherwise, the device could be overloaded or functional problems could occur.
- Do not expose the device to rain, moisture, vapors or liquids.
- Do not insert any objects into the device.
- Do not attempt to repair the unit or open the housing without authorization. You risk an electric shock!
- Ensure adequate ventilation to prevent damage due to overheating.
- Dust, moisture, vapors and strong cleaning agents or solvents can cause damage to the device.
- Disconnect the appliance from the power supply and the connected devices before cleaning.
- Clean the device with a dust-free cloth.

EU responsible person

EU based economic operator ensuring the product complies with the required regulations.

ASSMANN Electronic GmbH
Auf dem Schöffel 3
Lüdenscheid, Germany
<https://www.assmann.com>
info@assmann.com