

DIGITUS 24 Port 10/100/1000 + 4SFP+ UPLINK Switch, 19", L2+ Features

DN-80223

EAN 4016032485452



24 Port GE 4 SFP+ UPLINK L2+ Switch 24 Port 10/100/1000+4SFP+ UPLINK Switch

Digitus DN-80223, with its 24 Gigabit RJ45 port and four independent SFP + fiber expansion slot, is ideal for connecting local networks to data centers. Equipped with 4 * 10G SFP+ slot, flexibly expand your network. The 10G uplink switch provides high performance, enterprise QoS, advanced security policies and comprehensive layer 2+ management features. With all these advanced features, the switch is powerful and flexible enough to meet almost all IT needs.

24 Port 10/100/1000 + 4 10 G SFP+ UPLINK Switch, 19", L2+ Features

- Standards: IEEE 802.3, IEEE 802.3u, IEEE 802.3ab, IEEE 802.3z, IEEE 802.3x, IEEE 802.1X, IEEE 802.1q, IEEE 802.1p, IEEE 802.1d, IEEE 802.1w, IEEE 802.3ad
- Interface: 24*10/100/1000Mbps RJ45 Port, 4* 10G SFP+ Slots, 1*Console
- Indicator: PWR, LINK/ACT, SYS
- Network media: 10BASE-T: UTP category 3,4,5 cable ≤100m, 100BASE-TX: UTP category 5, 5e cable ≤100m, 1000BASE-T: UTP category 5e, 5 cable ≤100m, 1000BASE-X: MMF, SMF, 10GBASE-X: MMF, SMF
- MAC Address Table: 16K, Auto-learning, Auto-aging
- jumbo frame: 12K Bytes
- Transfer Mode: Store-and-forward
- Packet Forward Speed: 95.23Mpps
- Switching Capacity: 128Gbps
- Packet buffer: 12Mbit
- Dimensions(L*W*H): 440*260*44mm
- Fan Quantity: Fanless
- Green energy saving: IEEE 802.3az
- Power supply: 24W
- Input Power Supply: 12V/2A
- Operating Temperature: 0°C ~ 40 °C
- Storage Temperature: -40 °C ~ 70 °C
- Operating Humidity: 10% ~ 90% non-condensing
- Storage Humidity: 5% ~ 90% non-condensing
- System Settings: Basic information, system status, user management, SNTP configuration, importing/exporting configuration files, firmware upgrade

- Port Settings: Basic configuration, port statistics, Broadcast Storm, Port Rate limiting, Port security, link aggregation, port Mirroring, and port Isolation, Port aggregation, Load balancing, static aggregation, LACP
- MAC binding: MAC static binding, dynamic learning, MAC binding automatic conversion, MAC aging and learning restriction, and MAC filtering
- VLAN configuration: VLAN information, VLAN configuration, VLAN port configuration, Voice VLAN, QinQ, Guest-VLAN, GVRP, MVR
- ARP: IP Source Guard, ARP Check, gratuitous-ARP, ARP defense, DA, tri-binding
- DHCP: IPV4/IPV6 DHCP Snooping, DHCP Server, DHCP Relay
- STP: STP/MSTP/RSTP, PortFast, Root Guard, Bpdu Guard
- SNMP configuration: SNMP community, SNMP view, SNMP TRAP, SNMP(V1,V2C,V3)
- RMON configuration: RMON(1,2,3,9)
- ACL configuration: Standard ACLs, ipv6-based ACLs, extended ACLs, Mac-based ACLs, expert ACLs, and time-range ACLs
- QOS configuration: QOS Application, QOS Scheduling Strategy, Queue Mapping (DSCP&CoS)
- IGMP Snooping configuration: IGMP SNOOPING configuration, multicast group information, IGMP SNOOPING VLAN, IGMP SNOOPING (V1,V2,V3)
- ERPS: ERPS configuration, ERPS mode, ERPS role
- LLDP: LLDP TLV configuration to view neighbor information
- Error-Disable: Error-Disable, Loopback-detection
- Web tools: Ping/Ping6, Traceroute/Traceroute 6, cable detection
- Log management: Log management and Debug information

Attributes

- Industrial usage: no
- Installation type: 19 inch
- Managed: yes
- Outdoorsuitable: no
- PoE (Power over Ethernet): no
- Protection against vanadism: no
- VLAN: yes

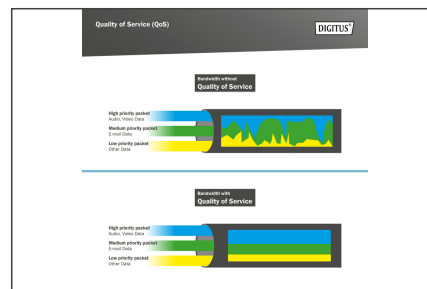
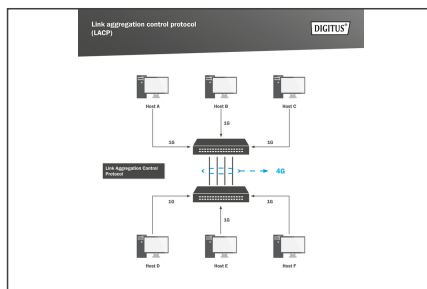
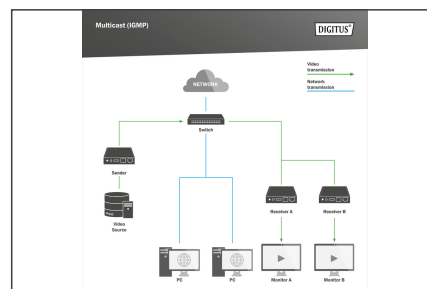

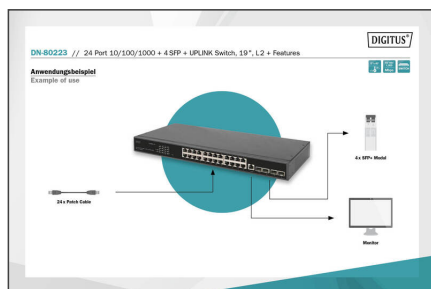


Package contents

- 24 Port RJ45, 4 10G SFP+ Uplink Switch
- Power Cord
- Manual

Logistics

	Number (pcs)	Weight (kg)	Depth (cm)	Width (cm)	Height (cm)	cm³
Packaging Unit Carton	3	10.84	51.20	23.70	35.00	42,470.40
Packaging Unit Inside	1	3.61	0.00	0.00	0.00	0.00
Packaging Unit Single	1	3.61	49.50	31.80	7.70	12,120.60
Net single without Packaging	1	3.17	49.50	31.80	7.70	12,120.60

More images:



Safety notes

- This product is intended for indoor use only.
- Read all instructions and follow all warnings and instructions on the device.
- Do not place this appliance on an unstable surface (such as a trolley, stand, table, etc.).
- Do not use this appliance near water.
- Do not place this appliance near or above a radiator.
- The housing is equipped with openings for heat dissipation and ventilation. To prevent overheating during operation, the ventilation openings must not be blocked or covered.
- Do not place the appliance on a soft surface (e.g. bed, sofa, blanket, etc.). This will block the ventilation.

- The appliance must not be installed in a closed environment if adequate ventilation is not guaranteed.
- Do not spray any liquids onto the appliance.
- Disconnect the mains plug before cleaning. Do not use any liquid or foam cleaners.
- Clean the appliance with a damp cloth.
- Connect the device according to the power supply on the rating plate.
- To prevent damage to the appliance, it is important that all appliances are properly earthed.
- Do not place any objects on the power cable and lay it in such a way as to avoid tripping hazards.
- Use a surge protector, a regulator or an uninterruptible power supply (UPS) to protect your system from sudden, temporary and reduced power.
- Secure the system cable and mains cable properly and ensure that no objects are pressing on the cable.
- Do not insert any objects into the appliance through the openings in the housing. There is a risk of a short circuit, which can lead to fire or electric shock.
- Do not attempt to repair the appliance yourself. Always contact an authorized customer service centre.
- If any of the following conditions occur, unplug the appliance and send it to an authorized service centre for repair
- The mains cable, power supply unit or plug for the power supply is damaged or worn;
- Liquid has penetrated the appliance;
- The device has been exposed to rain or water;
- The device has been dropped or the housing has been damaged;
- The function of the device has obviously changed;
- The appliance cannot be operated as described in the operating instructions.

EU responsible person

EU based economic operator ensuring the product complies with the required regulations.

ASSMANN Electronic GmbH
Auf dem Schüffel 3
Lüdenscheid, Germany
<https://www.assmann.com>
info@assmann.com