

DIGITUS All-in-One UPS, 800VA/480W, LED

DN-170111

EAN 4016032456582



All-in-One UPS, 800VA/480W, LED 12V/9Ah x1, 4x CEE 7/7, 3x IEC C13, USB, RJ45

The line interactive UPS models offer protection against power failure, surge damages, data loss and much more. The line interactive series stands out for its user-friendly operation, advanced performance level and security through an integrated microprocessor control unit. Protect yourself against data loss and damage to your home and office devices. Preserve your devices with the AVR function that always automatically provides the right voltage and prevents overvoltage and undervoltage. This UPS series is topped off with extra security features, overload protection, discharge protection and overcharge protection as well as a cold start function and energy saving function. With the USV system, data loss and damages are a thing of the past.

All-in-one: Reliable protection from data loss and power failure, surge damages to your connected devices

- 4x shockproof sockets to connect your devices
- 3x IEC C13 sockets to connect monitors, for example
- 1x USB Type-A socket to charge mobile devices with 5V/2A max.
- 1x USB Type-B socket for software communication
- 1x RJ45 input / output for surge protection for your Internet access + software communication
- LED indicator for the following functions: Supply via mains voltage / supply via battery voltage / error message
- Acoustic error message for the following events: Power failure (10 sec.) / Weak battery (1 sec.) / Overload (0.5 sec.) / Error (continuous tone)
- Protection functions: Discharge / overcharge / overload
- Changeover time if power fails: 2 – 6 ms

- Automatic restart while voltage is restored
- Software for controlling and monitoring connected devices / UPS functions
- Capacity: 800 VA / 480 W
- Input voltage: 220 – 240 V/AC
- Input voltage tolerance: 162 – 290 V/AC
- Output voltage regulation: +/- 10%
- Frequency range: 50 to 60 Hz (+/- 10%)
- Waveform: Simulated sine wave
- Battery type: 12 V / 9 Ah 1x
- Charging Time: 6 – 8 hours (0 – 90% charge)
- Noise level: <40 dB
- USB charging socket type A: 5V/2A max.
- Operation temperature: 0 – 40°C
- Operating humidity: 0 – 90 % (non-condensing)
- Dimensions (L x W x H): 9 x 20,2 x 28,5cm
- Weight: 5.2 kg

Attributes




- Installation: Desktop
- Installation: Desktop
- Plug: IEC 60320 C14 inlet
- Power: 600VA – 1000VA
- Technology: Line-interactive

Package contents

- 1x All-in-one UPS, 800 VA / 480 W
- 1x power plug
- 1x manual

Logistics						
	Number (pcs)	Weight (kg)	Depth (cm)	Width (cm)	Height (cm)	cm³
Packaging Unit Carton	2	6.10	37.20	27.40	25.60	26,093.60
Packaging Unit Inside	1	3.05	0.00	0.00	0.00	0.00
Packaging Unit Single	1	3.05	35.20	23.80	12.60	10,555.80
Net single without Packaging	1	2.75	35.20	23.80	12.60	10,555.80

A black APC UPS unit is shown on a wooden desk. It is connected to a computer monitor, a mouse, and a smartphone. The UPS has a power cord plugged into its back and a power strip on top. The APC logo is visible on the front.



- The UPS system must be absolutely dry before it is installed. Please allow the UPS system to acclimatize for at least two hours to adapt to the environment.
- Protect the UPS system from water or moisture.
- Avoid direct sunlight or installation near heat sources.
- Do not block any ventilation openings in the housing.
- Do not connect any devices or appliances that would overload the system.
- Lay cables so that nobody can step on them or trip over them.
- Do not connect any household appliances to the output sockets of the UPS system.
- Only connect the UPS system to an earthed and easily accessible socket.
- Only use VDE-tested, CE-marked mains connection cables at the input and outputs.
- Never disconnect the mains connection cable during operation as this would cancel the protective earthing of the UPS system and all connected loads.
- The UPS system has its own internal power source. The output sockets or output terminals of the UPS system can be energized even if the UPS system is not connected to the building cabling.
- To switch off the UPS system completely, first press the OFF/Enter button to disconnect the mains.
- Caution - Risk of electric shock. Even after disconnecting the device from the mains, the components inside the UPS system are still connected to the battery. There is a risk of electric shock.
- Only persons who are sufficiently familiar with batteries and the necessary safety precautions may replace batteries and monitor operation.
- Caution - Risk of electric shock. The battery circuit is not isolated from the input voltage. Dangerous voltages can occur between the battery terminals and the ground. Ensure that no voltage is present before touching!
- When replacing the batteries, install the same number and type of batteries.
- Do not open or destroy batteries. Leaking electrolyte can injure the skin and eyes and may be toxic.
- The appliance may only be opened and repaired by a trained specialist.

ASSMANN Electronic GmbH
Auf dem Schüffel 3
Lüdenscheid, Germany
<https://www.assmann.com>
info@assmann.com