


DIGITUS Quad monitor mount, 4x 27", 4x 8 kg

DA-90364

EAN 4016032425625



Quad Monitor Desk Stand/Clamp Mount, black 15-27", max. load 4x8Kg, VESA max. 100x100

Universal monitor stand for perfect alignment of up to 4 monitors at your workstation with simple horizontal and vertical tilt and swivel options. Simply adjust the viewing height to suit your requirements. Thanks to the micro-adjustment option for the individual heads, you can also easily adjust monitors of different sizes. The monitor stand can be used to mount LED and LCD monitors of all brands. Simply note the VESA dimensions and the weight of your monitors to select a suitable stand.

Universal quadruple monitor stand with clamp/stand up to 69cm (27")

- Suitable for VESA standard distances 75 x 75 and 100 x 100 mm
- For monitors up to 69cm (27") and 8kg maximum weight
- Separate height adjustment by 15 mm for perfect alignment of your monitors
- Freely adjustable vertical tilt angle up to 45°

- Can be freely swiveled through 90°
- Rotates 360°
- Weight: 9 kg
- Dimensions: 726 x 818 x 316 mm
- Tested & certified ergonomic product - Certified by IGR (Institute for Health and Ergonomics)


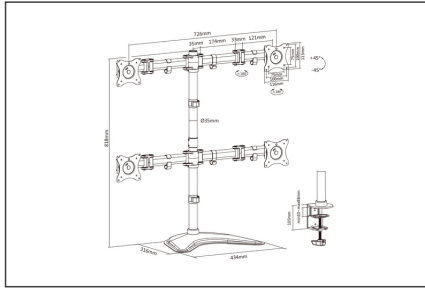
Attributes

- Monitor weight (max.): 8 kg
- Mounting method: Clamp-mount
- Number of monitors: 4
- Size of monitors: up to 27"
- VESA mount: 75x75 mm, 100x100 mm

Package contents

- Monitor stand
- Screws for monitor mounting
- Operating instructions

Logistics						
	Number (pcs)	Weight (kg)	Depth (cm)	Width (cm)	Height (cm)	cm³
Packaging Unit Carton	1	10.50	49.50	33.60	15.20	25,280.60
Packaging Unit Inside	1	10.50	48.50	32.60	14.20	22,451.60
Packaging Unit Single	1	10.50	48.50	32.60	14.20	22,451.60
Net single without Packaging	1	8.86	48.50	32.60	14.20	22,451.60



- Please read the entire manual before starting assembly and installation. Please contact your local dealer if you have any questions about the instructions or warnings.
- CAUTION: Use with products that exceed the permitted weight may result in damage or possible injury.
- Brackets should be fitted in accordance with the installation instructions. Incorrect installation can result in damage or injury.
- Use safety equipment and suitable tools. The product should only be installed by specialists.
- This product can be installed on timber-framed, solid concrete or stone walls.
- The load-bearing surfaces should be able to safely withstand the entire weight of appliances and all additional components.
- Only use the installation screws supplied and DO NOT TIGHTEN the screws TOO TIGHT.
- This product contains small parts that can cause a choking hazard if swallowed. Keep these parts away from children.
- Only use this product indoors. Using the product outdoors can lead to injuries and damage.
- IMPORTANT: Before installation, please compare all components received with the components list. If parts are damaged or missing, ask your local dealer for replacement parts.
- MAINTENANCE: Check the bracket regularly for safety and stability (preferably every three months).

EU based economic operator ensuring the product complies with the required regulations.

ASSMANN Electronic GmbH
Auf dem Schüffel 3
Lüdenscheid, Germany
<https://www.assmann.com>
info@assmann.com