

10" Gigabit Ethernet Switch, 8-Port, Unmanaged

DN-80114-1
EAN 4016032509288



Gigabit Ethernet Switch 8-port, 10 inch, unmanaged

Compact 8-port Gigabit Ethernet switch in 10" form factor (25 cm) for integration into small network infrastructures, wall-mounted housings or 10" distribution cabinets. Suitable for SMB, SOHO and structured building cabling without management requirements.

The DN-80114-1 enables space-saving, energy-efficient and ready-to-use Gigabit network expansion in 10" environments - without any configuration effort.

- Ports: 8 × 10/100/1000Base-TX
- Standards: IEEE 802.3, 802.3u, 802.3ab, 802.3x
- Switching architecture: Store-and-forward
- Forwarding: Non-blocking
- Backplane: 16 Gbps
- Duplex mode: Half / Full Duplex Auto-Detection
- Flow Control: Back-Pressure (Half Duplex), 802.3x (Full Duplex)
- MAC addresses: 8K
- Design: 10" (25 cm) rackmount, metal housing
- Passive cooling (airless)

- Input voltage: 100-240 V AC, 50/60 Hz
- Internal power supply unit, power consumption: max. 5 W
- Operating temperature: 0 °C to 45 °C
- Humidity: 10 % - 90 % (non-condensing)


Attributes

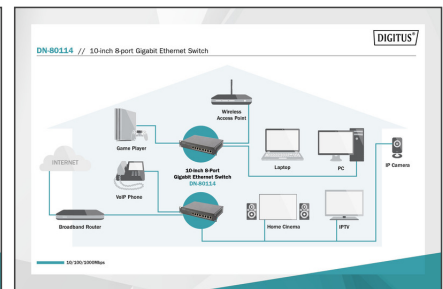

- Broj priključaka: 8
- Ethernet brzina: Gigabit
- Industrijska uporaba: Ne
- PoE (napajanje preko Ethernet): Ne
- Prikladno za vanjsku primjenu: Ne
- Upravljanje: Ne
- VLAN: Ne
- Vrsta instalacije: 10 inča
- Zaštita od vandalizma: Ne

Package contents

- DN-80114-1 10" Gigabit Switch
- Mains cable
- User manual

More images:





Safety notes

- This product is intended for indoor use only.
- Read all instructions and follow all warnings and instructions on the device.
- Do not place this appliance on an unstable surface (such as a trolley, stand, table, etc.).
- Do not use this appliance near water.
- Do not place this appliance near or above a radiator.
- The housing is equipped with openings for heat dissipation and ventilation. To prevent overheating during operation, the ventilation openings must not be blocked or covered.
- Do not place the appliance on a soft surface (e.g. bed, sofa, blanket, etc.). This will block the ventilation.
- The appliance must not be installed in a closed environment if adequate ventilation is not guaranteed.
- Do not spray any liquids onto the appliance.
- Disconnect the mains plug before cleaning. Do not use any liquid or foam cleaners.
- Clean the appliance with a damp cloth.
- Connect the device according to the power supply on the rating plate.
- To prevent damage to the appliance, it is important that all appliances are properly earthed.
- Do not place any objects on the power cable and lay it in such a way as to avoid tripping hazards.
- Use a surge protector, a regulator or an uninterruptible power supply (UPS) to protect your system from sudden, temporary and reduced power.
- Secure the system cable and mains cable properly and ensure that no objects are pressing on the cable.
- Do not insert any objects into the appliance through the openings in the housing. There is a risk of a short circuit, which can lead to fire or electric shock.
- Do not attempt to repair the appliance yourself. Always contact an authorized customer service centre.
- If any of the following conditions occur, unplug the appliance and send it to an authorized service centre for repair:
 - The mains cable, power supply unit or plug for the power supply is damaged or worn;
 - Liquid has penetrated the appliance;
 - The device has been exposed to rain or water;
 - The device has been dropped or the housing has been damaged;
 - The function of the device has obviously changed;
- The appliance cannot be operated as described in the operating instructions.