


# DIGITUS® SOHO Pro network set, 483 mm (19") - 4U, 540 x 400 mm (W x D)

DN-49200-SET

EAN 4016032499619



### 19" network bundle, 4U cabinet and equipment, gr SOHO Pro version, unmounted

Whether in the home, office or for sub-distribution boards with limited space: With the compact 483 mm (19") solutions from the SOHO Pro series, you can install your network wherever you want. Installation takes just a few steps and is child's play thanks to the enclosed step-by-step instructions. Available in four height unit versions (4U, 7U, 9U, 12U), these network sets include perfectly matched DIGITUS components to ensure quick and easy IT cabling ready for use. The network cabinet and the respective accessories (e.g. switch, patch panel, socket strip, shelf, cable management panel, patch cable, etc.) are supplied in a compact cardboard box.

### Complete set for setting up a compact 483 mm (19") network, incl. cabinet, shelf, patch panel, keystone modules, patch cables.

- Wall-mounted housing dimensions (H x W x D): 240 x 540 x 400 mm (supplied unassembled)
- Keystone module: Category 6A 10GBase-T, 500 MHz, suitable for PoE/PoE+/4PPoE (IEEE 802.3af, 802.3at, 802.3bt), GHMT certified

- Patch cable: CAT 6A S-FTP, Cu, LSZH, AWG 26/7, length 0.25 m, color grey

#### Attributes

- Bočne ploče: Obje strane
- Boja: svijetlo siva, RAL 7035
- Dubina: 400 mm
- Jedinice: 4
- Kapacitet opterećenja: 60 kg
- Prednja vrata: Staklena vrata, jednostruko otvaranje
- Širina: 540 mm
- Vrsta ormara: Zidni ormarić
- IP klasa zaštite: IP20
- Montirano: Ne



#### Package contents

- 1 x wall housing, unmounted (incl. 2 x keys)
- 1 x shelf
- 1 x patch panel
- 24 x Keystone module
- 30 x patch cable

### Logistics

	Number (pcs)	Weight (kg)	Depth (cm)	Width (cm)	Height (cm)	cm³
Packaging Unit Carton	1	0.00	0.00	0.00	0.00	0.00
Packaging Unit Inside	1	0.00	0.00	0.00	0.00	0.00
Packaging Unit Single	1	0.00	0.00	0.00	0.00	0.00
Net single without Packaging	0	0.00	0.00	0.00	0.00	0.00

**More images:**



**Safety notes**

- Ensure adequate ventilation to prevent the installed devices from overheating.
- Network cabinets should not be overfilled and the ventilation openings must not be blocked.
- Cables should be laid neatly and organized in cable ducts or trays.
- Use surge protection devices to protect sensitive devices from power surges or lightning strikes.
- Avoid moisture or wetness while observing the respective IP protection class.
- Ensure that the cabinet and the devices used are properly earthed.
- In regions with frequent thunderstorm activity, professional lightning protection should be integrated into the power supply.
- To avoid uneven loading, always mount the heaviest units at the bottom of the cabinet.
- Disconnect the installed devices from the power supply during maintenance or installation work.

**EU responsible person**

EU based economic operator ensuring the product complies with the required regulations.

ASSMANN Electronic GmbH  
Auf dem Schüffel 3  
Lüdenscheid, Germany  
<https://www.assmann.com>  
[info@assmann.com](mailto:info@assmann.com)