

# DIGITUS 19-Inch Equipment Wall Mounting Bracket, 4U

DN-48004  
EAN 4016032490340



**4U vertical wall mounting bracket 194 x 504 x 151 mm, black**

The 19-inch mounts from DIGITUS® enable vertical positioning of your equipment on the wall. This is especially ideal for limited spatial conditions. Alternatively, you can install the mount under a desktop, for example, to accommodate your devices horizontally in a compact manner. This allows optimal organization of workspaces, streaming set-ups etc. Audiovisual accessories (AVS) or active and passive network components can be installed in the blink of an eye. The portfolio includes various sizes to meet any requirements.

**The 19-inch mounts from DIGITUS® enable vertical positioning of your equipment on the wall. Alternatively, the devices can be installed horizontally, for example under the desktop.**

- Robust design made of sheet steel with load capacity up to 30 kg
- Product dimensions (H x W x D): 194 x 504 x 151 mm
- Product dimensions incl. packaging (H x W x D):

- Weight (net/gross): 0.72 kg / 1.3 kg
- Color: Black (RAL 9005)

**Attributes**


- Color: black, RAL 9005
- Front door: without
- Load capacity: 30 kg
- Side panels: Without
- Units: 4
- Width: 504 mm
- IP protection class: without
- Mounted: yes


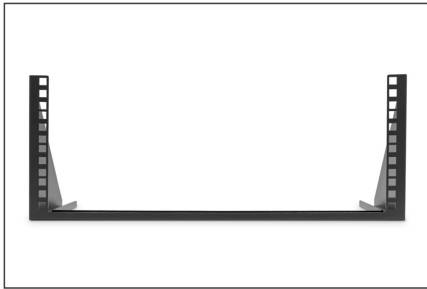
**Package contents**

- 1 x 19-inch mount
- 1 x Set equipment screws

Logistics						
	Number (pcs)	Weight (kg)	Depth (cm)	Width (cm)	Height (cm)	cm³
Packaging Unit Carton	6	11.25	64.50	54.00	40.00	139.32
Packaging Unit Inside	1	1,875.00	52.00	20.50	18.50	19.72
Packaging Unit Single	1	1,875.00	52.00	20.50	18.50	19.72
Net single without Packaging	0	1.16	15.10	50.40	19.40	0.00

**More images:**



**Safety notes**

- Ensure adequate ventilation to prevent the installed devices from overheating.
- Network cabinets should not be overfilled and the ventilation openings must not be blocked.
- Cables should be neatly routed and organized in cable ducts or trays.
- Use surge protection devices to protect sensitive devices from power surges or lightning strikes.
- Avoid moisture or wetness while observing the respective IP protection class.
- Ensure that the cabinet and the devices used are properly earthed.
- In regions with frequent thunderstorm activity, professional lightning protection should be integrated into the power supply.
- To avoid uneven loading, always mount the heaviest units at the bottom of the cabinet.
- Disconnect the installed devices from the power supply during maintenance or installation work.

**EU responsible person**

EU based economic operator ensuring the product complies with the required regulations.

ASSMANN Electronic GmbH  
Auf dem Schüffel 3  
Lüdenscheid, Germany  
<https://www.assmann.com>  
[info@assmann.com](mailto:info@assmann.com)