

# DIGITUS® Industrial 8 + 4 10G uplink port L3 managed Gigabit Ethernet switch

DN-651160

EAN 4016032490241



## Ind. 8+4SFP+PortL3 managed Gigabit Ethernet Switch 8 x GE RJ45 + 4 SFP+ Port

The DN-651160 is a high performance L3 8 port RJ45 + 4 port SFP+ (10G) uplink industrial switch specifically designed to meet the needs of demanding network environments. With an impressive data transfer rate of 1.2 terabits per second (1.2 Tbps), it enables lightning-fast and reliable communication between your devices. Whether you are in the manufacturing industry, industrial IoT or critical infrastructure, the DN-651160 is the perfect solution for stable and efficient network connectivity. Robust and reliable: The DN-651160 is housed in a resistant metal housing and meets the IP40 protection class, which secures it against the ingress of dust and foreign bodies. It also has 4 kV lightning and surge protection to protect your network from unexpected electrical interference and ensure reliable performance. Flexible and space-saving: With its DIN rail mounting (top-hat rail), the DN-651160 can be easily integrated into your control cabinet to save space. The redundant power supply with reverse polarity protection guarantees uninterrupted operation, even in the event of power failures or faulty cabling. Extensive network functions: The DN-651160 offers a wide range of functions to optimally configure and manage your network. From basic Layer 2 management functions such as MAC table management, VLAN configuration and link aggregation to advanced Layer 3 settings such as routing protocols (RIP, OSPF, OSPFv3), multicast management (IGMP snooping, MLD snooping) and virtual routing redundancy protocol (VRRP) - this switch covers all important aspects of your network. Efficiency and quality assurance: The DN-651160 supports Quality of Service (QoS), which enables prioritization of data traffic and ensures optimal use of bandwidth. The support of COS/DSCP and the 4 queues guarantee reliable data transmission even in heavily loaded networks. In addition, the switch offers comprehensive system management, including SNMP, RMON and LLDP, to easily monitor the status of your network and perform effective fault diagnosis. Highly configurable: The DN-651160 allows extensive configuration of your network, including ACL (Access Control List) for enhanced security, multicast management for efficient data transmission to multiple receivers, and much more.

**The DN-651160 is a high-performance industrial switch that meets the highest demands in terms of performance, reliability and flexibility.**

- Supports IEEE802.3x flow control and backpressure
- Supports store-and-forward technology for optimized data transmission
- Automatic detection/adjustment of speed and half/full duplex
- Bandwidth: 1.2 Tbps
- Packet forwarding size: 32 Mbit/s
- Size of the MAC address table: 32 K

- Jumbo frame rate : 10240 bytes
- ESD protection: 8 kV
- EFT protection: 8 kV
- Metal housing, IP40
- 4 kV lightning and surge protection
- Redundant power supply with reverse polarity protection function
- Power supply: 12 to 48 V (DC)
- Power consumption: < 18 W
- Removable terminal connection
- Protection class: IP40
- Dimensions: 175.6 x 135 x 45.5 mm
- Weight: 0.8 kg
- Operating temperature: -40 to 80 ° C
- Storage temperature: -40 to 80° C
- Humidity: 5% to 95% (non-condensing)
- MTBF: 300,000
- Port functions: IEEE 802.3x flow control, interface counter, storm control, link aggregation, static aggregation, dynamic aggregation, LACP
- Data control: Support for 802.3X full-duplex flow control, support for network storm suppression
- Redundant network: support for STP/RSTP/MSTP, support for ERPS (self-healing time <20ms)
- Multicast management: Support for IGMP Snooping V1/V2/V3
- Redundancy backup: supports the virtual route redundancy protocol VRRP
- VLAN: Support of IEEE 802.1Q VLAN, effective isolation of the broadcast domain
- Link aggregation: Supports static/dynamic link aggregation, offers perfect bandwidth utilization
- QOS: Support for COS\DSCP, 4 queues, support for WRR\SP planning mode
- System information: Global information, statistics, log,
- Port management: port configuration, port isolation, port mirroring, port limit, storm control, EEE (Energy Efficiency Ethernet)
- Basic Layer 2 management: MAC table, VLAN, GVRP, link aggregation, MSTP configuration, ERPS, Loop Protect, PTP, DHCP snooping, 802.1X
- Layer 3 Config: Interface configuration, route configuration, ARP, ND configuration, DHCP server, DHCP relay, RIP, OSPF, RIPng, OSPFv3,
- Multicast management: IGMP Snooping, MLD Snooping, IP Multicast, IGMP
- Advanced setting: QOS, ACL, SNMP, RMON, LLDP, NTP, Secure

- System management: user configuration, network, service configuration, configuration management, firmware upgrade, diagnostics, restart
- Various other L2/ L3 functions

**Attributes**

- Number of ports: 8
- Ethernet speed: Gigabit
- Industrial usage: yes
- Installation type: DIN rail
- Managed: yes



- Number of ports (Uplink): 4
- Outdoorsuitable: no
- PoE (Power over Ethernet): no
- Protection against vandalism: no
- Uplink port connection: SFP
- VLAN: yes

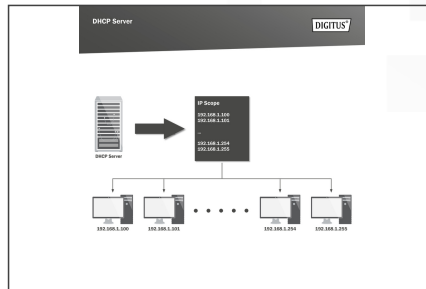
**Package contents**

- Industrial PoE network switch
- QIG

Logistics						
	Number (pcs)	Weight (kg)	Depth (cm)	Width (cm)	Height (cm)	cm³
Packaging Unit Carton	20	10.30	22.50	39.00	46.50	40,803.80
Packaging Unit Inside	1	0.52	0.00	0.00	0.00	0.00
Packaging Unit Single	1	0.52	7.25	18.60	20.80	2,804.88
Net single without Packaging	0	0.70	45.50	13.50	17.56	10,786.20

**More images:**





## Safety notes

- This product is intended for indoor use only.
- Read all instructions and follow all warnings and instructions on the device.
- Do not place this appliance on an unstable surface (such as a trolley, stand, table, etc.).
- Do not use this appliance near water.
- Do not place this appliance near or above a radiator.
- The housing is equipped with openings for heat dissipation and ventilation. To prevent overheating during operation, the ventilation openings must not be blocked or covered.
- Do not place the appliance on a soft surface (e.g. bed, sofa, blanket, etc.). This will block the ventilation.
- The appliance must not be installed in a closed environment if adequate ventilation is not guaranteed.
- Do not spray any liquids onto the appliance.
- Disconnect the mains plug before cleaning. Do not use any liquid or foam cleaners.
- Clean the appliance with a damp cloth.
- Connect the device according to the power supply on the rating plate.
- To prevent damage to the appliance, it is important that all appliances are properly earthed.
- Do not place any objects on the power cable and lay it in such a way as to avoid tripping hazards.
- Use a surge protector, a regulator or an uninterruptible power supply (UPS) to protect your system from sudden, temporary and reduced power.
- Secure the system cable and mains cable properly and ensure that no objects are pressing on the cable.
- Do not insert any objects into the appliance through the openings in the housing. There is a risk of a short circuit, which can lead to fire or electric shock.
- Do not attempt to repair the appliance yourself. Always contact an authorized customer service centre.
- If any of the following conditions occur, unplug the appliance and send it to an authorized service centre for repair
  - The mains cable, power supply unit or plug for the power supply is damaged or worn;
  - Liquid has penetrated the appliance;
  - The device has been exposed to rain or water;
  - The device has been dropped or the housing has been damaged;
  - The function of the device has obviously changed;
- The appliance cannot be operated as described in the operating instructions.

## EU responsible person

EU based economic operator ensuring the product complies with the required regulations.

ASSMANN Electronic GmbH  
 Auf dem Schüffel 3  
 Lüdenscheid, Germany  
<https://www.assmann.com>  
[info@assmann.com](mailto:info@assmann.com)