

# 8 Port Gigabit Switch, Unmanaged

DN-80064-1  
EAN 4016032486428



### Gigabit Ethernet Switch 8-port, unmanaged, Desktop

With this Gigabit Ethernet Switch you can easily expand your Network with eight additional RJ45 Network ports. Thanks to the Auto-MDI/MDI-X cable detection every port can be used as uplink. Automatic detection of network speeds 10/100/1000Mbps. No driver of software installation necessary.

### Best for quick and easy network expansion!

- 8-port 10/100/1000Mbps Gigabit Ethernet Desktop Switch
- Compliant to the network standards IEEE 802.3, IEEE 802.3u and IEEE 802.3ab


- Auto-negotiation for 10/100/1000 Mbps
- Auto-MDI/MDI-X detection for each RJ-45 port
- Noiseless design - without fan
- External power supply
- Operating system independent, supports e.g. Windows, Mac OS, Linux and Sun




### Package contents

- Switch
- Power Supply
- Quick Installation Guide

Logistics						
	Number (pcs)	Weight (kg)	Depth (cm)	Width (cm)	Height (cm)	cm <sup>3</sup>
Packaging Unit Carton	50	10.23	44.00	28.00	34.50	42,504.00
Packaging Unit Inside	1	0.20	0.00	0.00	0.00	0.00
Packaging Unit Single	1	0.20	19.50	8.50	4.50	745,875.00
Net single without Packaging	0	0.08	12.96	5.86	2.14	162.52

### More images:





### Safety notes

- This product is intended for indoor use only.
- Read all instructions and follow all warnings and instructions on the device.
- Do not place this appliance on an unstable surface (such as a trolley, stand, table, etc.).
- Do not use this appliance near water.
- Do not place this appliance near or above a radiator.
- The housing is equipped with openings for heat dissipation and ventilation. To prevent overheating during operation, the ventilation openings must not be blocked or covered.
- Do not place the appliance on a soft surface (e.g. bed, sofa, blanket, etc.). This will block the ventilation.
- The appliance must not be installed in a closed environment if adequate ventilation is not guaranteed.
- Do not spray any liquids onto the appliance.
- Disconnect the mains plug before cleaning. Do not use any liquid or foam cleaners.
- Clean the appliance with a damp cloth.
- Connect the device according to the power supply on the rating plate.
- To prevent damage to the appliance, it is important that all appliances are properly earthed.
- Do not place any objects on the power cable and lay it in such a way as to avoid tripping hazards.
- Use a surge protector, a regulator or an uninterruptible power supply (UPS) to protect your system from sudden, temporary and reduced power.
- Secure the system cable and mains cable properly and ensure that no objects are pressing on the cable.
- Do not insert any objects into the appliance through the openings in the housing. There is a risk of a short circuit, which can lead to fire or electric shock.
- Do not attempt to repair the appliance yourself. Always contact an authorized customer service centre.
- If any of the following conditions occur, unplug the appliance and return it to an authorized service centre for repair
  - The mains cable, power supply unit or plug for the power supply is damaged or worn;
  - Liquid has penetrated the appliance;
  - The device has been exposed to rain or water;
  - The device has been dropped or the housing has been damaged;
  - The function of the device has obviously changed;
  - The appliance cannot be operated as described in the operating instructions.