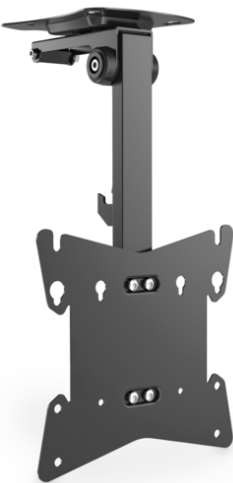


Universal TV Ceiling Mount with Height-Adjustment

DA-90423
EAN 4016032475286



TV Ceiling Mount 17-37", 20kg max., profile: 202-262mm, black

The height-adjustable Universal TV Ceiling Bracket from DIGITUS® is suitable for flat and curved displays with a screen diagonal from 15" to 37" and a weight of up to 20 kg. It can be optimally adjusted to different ceiling heights thanks to height adjustment. An optimal viewing angle is ensured by the variable inclination, which can be adjusted from 0 to -90° depending on the ceiling height and desired viewing angle. The entire bracket can be folded together to save space and securely locked. The installation of monitors and TV devices with VESA 75, 100 or 200 is possible.

Variable Ceiling Bracket for Flat and Curved Displays up to 37" / 20 kg, Height-Adjustable

- Suitable for TVs/monitors with dimensions between 17" and 37"
- Maximum load capacity: 20 kg max.


- VESA mounting dimensions: 75x75, 100x100, 200x200
- Inclination range: +0° to -90°
- Maximum height adjustment: 202 - 262 cm (midpoint from VESA bracket to mounting plinth)
- Material: Cold-rolled steel
- Distance between drill holes of the mounting plate: 100 x 100 mm
- Dimensions: W 24 x D 8 x H 39.2 cm
- Weight: 2.2 kg
- Color: Black

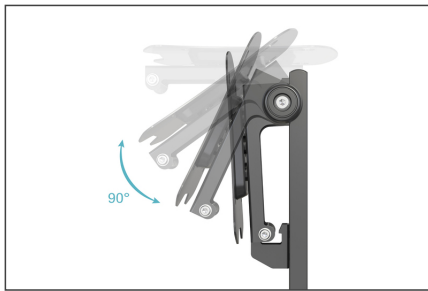
Package contents

- 1 x Universal TV Ceiling Bracket with Height Adjustment
- 1 x Mounting accessories
- 1 x QIG

Logistics						
	Number (pcs)	Weight (kg)	Depth (cm)	Width (cm)	Height (cm)	cm³
Packaging Unit Carton	3	8.42	26.00	44.00	27.70	31,688.80
Packaging Unit Inside	1	2.81	0.00	0.00	0.00	0.00
Packaging Unit Single	1	2.81	25.50	43.00	9.00	9,868.50
Net single without Packaging	0	2.20	8.00	24.00	39.20	7,526.40

More images:





Safety notes

- Please read the entire manual before starting assembly and installation. Please contact your local dealer if you have any questions about the instructions or warnings.
- CAUTION: Use with products that exceed the permitted weight may result in damage or possible injury.
- Brackets should be fitted in accordance with the installation instructions. Incorrect installation can result in damage or injury.
- Use safety equipment and suitable tools. The product should only be installed by specialists.
- This product can be installed on timber-framed, solid concrete or stone walls.
- The load-bearing surfaces should be able to safely withstand the entire weight of appliances and all additional components.
- Only use the installation screws supplied and DO NOT TIGHTEN the screws TOO TIGHT.
- This product contains small parts that can cause a choking hazard if swallowed. Keep these parts away from children.
- Only use this product indoors. Using the product outdoors can lead to injuries and damage.
- IMPORTANT: Before installation, please check all components received against the components list. If parts are damaged or missing, ask your local dealer for replacement parts.
- MAINTENANCE: Check the bracket regularly for safety and stability (preferably every three months).