

# DIGITUS 24-Port Gigabit Switch, 19 Inch, Managed, 2 Uplinks

DN-80221-3  
EAN 4016032467687



## L2 managed Gigabit Ethernet Switch 24-port + 2 combo and 2 SFP uplink port

The DIGITUS® Gigabit Ethernet Layer 2 switches with 24 x RJ45 Gigabit ports and 4 uplink ports are designed for medium to large network systems. For the uplink ports, you have the choice of 2 x SFP/RJ45 combo ports and 2 pure SFP uplink ports. They provide smart features that are ideal for simple QoS/CoS applications and the 19" size makes an uncomplicated integration into your network possible. The switches are a great choice to improve the performance and efficiency of your network.

### Highest bandwidth and performance for professional demands. Superior manageability via WebUI!

- 24 x RJ45 ports (1000Mbps)
- 2 x RJ45/ SFP combo ports for fiber optic connection or Ethernet
- 2 x SFP uplink ports for SFP modules
- 1 x RJ45 console port
- Compatible with following standards: IEEE 802.3, 802.3u, 802.3ab, 802.3x, 802.3z and 802.3ad - Auto MDI/MDI-X Funktion
- 8K MAC addresses
- QoS support layer 4 classification
- Port mirroring for efficient network surveillance
- Port Trunk for bandwidth aggregation
- VLAN for performance and security
- 802.1x Port Authentication

- SNMP Network Management
- Built-in Web-based management
- Surge protection +/- 6 kV
- Dimensions: 440 x 208 x 44 mm (WxDxH)
- Power Input Spec: AC:100-240V
- Power consumption: 6.28W

### Attributes

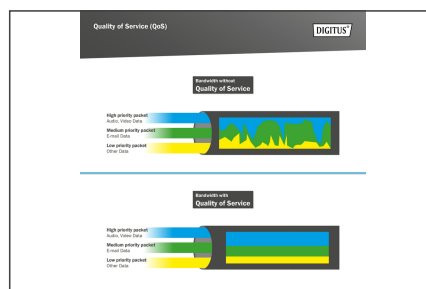
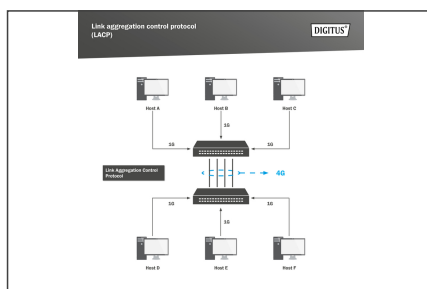
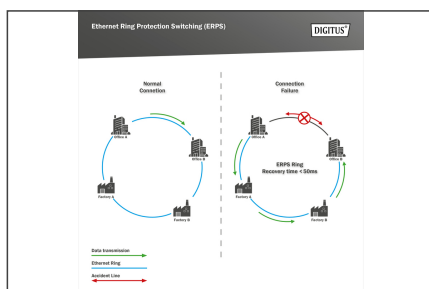
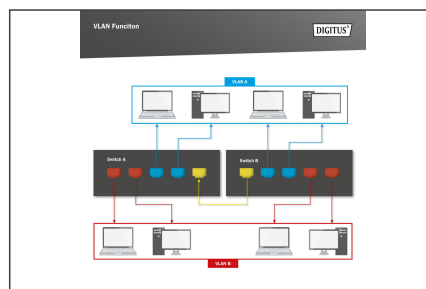
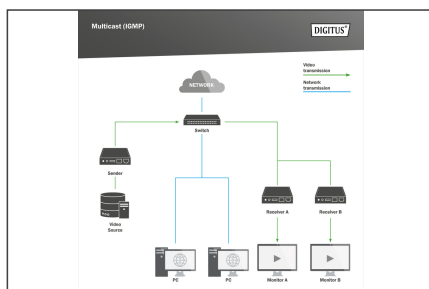

- Broj priključaka: 24
- Ethernet brzina: Gigabit
- Industrijska uporaba: Ne
- Broj priključaka (Uplink): 4
- PoE (napajanje preko Ethernet): Ne
- Prikladno za vanjsku primjenu: Ne
- Upravljačno: Da
- Veza uzlaznog (Uplink) priključka: RJ45/SFP
- VLAN: Da
- Vrsta instalacije: 19 inča, Radna površina
- Zaštita od vandalizma: Ne

### Package contents

- 1 x Gigabit Ethernet Layer 2 Switch, 24 port
- 1 x Mounting accessories for 483 mm (19")
- 1 x QIG
- 1 x Power cord

Logistics						
	Number (pcs)	Weight (kg)	Depth (cm)	Width (cm)	Height (cm)	cm <sup>3</sup>
Packaging Unit Carton	3	6,435.00	58.00	38.00	31.50	69,426.00
Packaging Unit Inside	1	2,145.00	56.20	30.00	9.00	15,174.00
Packaging Unit Single	1	2,145.00	56.20	30.00	9.00	15,174.00
Net single without Packaging	0	0.00	21.00	4.40	44.00	0.00

## More images:



## Safety notes

- This product is intended for indoor use only.
- Read all instructions and follow all warnings and instructions on the device.
- Do not place this appliance on an unstable surface (such as a trolley, stand, table, etc.).
- Do not use this appliance near water.
- Do not place this appliance near or above a radiator.
- The housing is equipped with openings for heat dissipation and ventilation. To prevent overheating during operation, the ventilation openings must not be blocked or covered.
- Do not place the appliance on a soft surface (e.g. bed, sofa, blanket, etc.). This will block the ventilation.
- The appliance must not be installed in a closed environment if adequate ventilation is not guaranteed.
- Do not spray any liquids onto the appliance.
- Disconnect the mains plug before cleaning. Do not use any liquid or foam cleaners.
- Clean the appliance with a damp cloth.
- Connect the device according to the power supply on the rating plate.
- To prevent damage to the appliance, it is important that all appliances are properly earthed.
- Do not place any objects on the power cable and lay it in such a way as to avoid tripping hazards.
- Use a surge protector, a regulator or an uninterruptible power supply (UPS) to protect your system from sudden, temporary and reduced power.
- Secure the system cable and mains cable properly and ensure that no objects are pressing on the cable.
- Do not insert any objects into the appliance through the openings in the housing. There is a risk of a short circuit, which can lead to fire or electric shock.
- Do not attempt to repair the appliance yourself. Always contact an authorized customer service centre.
- If any of the following conditions occur, unplug the appliance and send it to an authorized service centre for repair:
  - The mains cable, power supply unit or plug for the power supply is damaged or worn;
  - Liquid has penetrated the appliance;
  - The device has been exposed to rain or water;
  - The device has been dropped or the housing has been damaged;
  - The function of the device has obviously changed;
  - The appliance cannot be operated as described in the operating instructions.

## EU responsible person

EU based economic operator ensuring the product complies with the required regulations.

ASSMANN Electronic GmbH  
Auf dem Schüffel 3  
Lüdenscheid, Germany

<https://www.assmann.com>  
[info@assmann.com](mailto:info@assmann.com)