

CAT 6A U/UTP slim patch cord

DK-1617-A-030S
EAN 4016032461739



CAT 6A U-UTP Slim patch cord, Cu, LSZH AWG 28/7, length 3 m, color grey

DIGITUS® slim patch cords are characterised by their small outer diameter and flexible sheath. Slim design enables versatile use in your network. Moreover, The DIGITUS® Category 6A Class EA patch cords are manufactured and tested to the ISO/IEC 11801 and DIN EN 50173 Category 6 A specifications. They will guarantee the installed cabling system is compliant with the ISO & EN channel specification requirements and will provide optimum performance levels of DIGITUS® Category 6A cabling. The performance is tested up to 500 MHz inclusive performance characteristics such as near end cross talk ("NEXT"). DIGITUS® patch cords are designed and produced to fulfill the highest requirements of various application areas in full volume. Each cable is fitted with a molded boot which comes with kink protection and strain relief. Furthermore the boot is equipped with a latch protection that prevents the latching lever against breaking. You can easily identify the Category 6A, because of the transparent yellow colored connector.

Enables flexible and space-saving cabling in your network

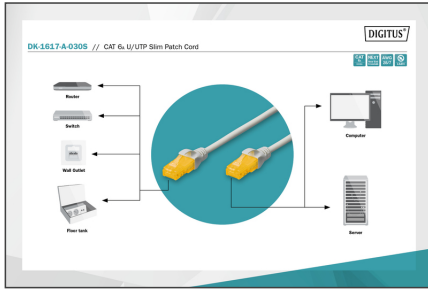


- 2x RJ45 (8P8C) connectors
- Boots with kink protection, strain relief and latch protection
- Length marking on boot
- Conductor: Copper (Cu)
- Bending radius: 4D (outer diameter x 4)
- outer diameter: 3,65 mm

Attributes

- Configuration: 1:1
- Category: CAT 6A
- Shielding: U-UTP, unshielded
- Length: 3 m
- Color: grey
- Jacket: LSOH
- Slim Version: yes
- Structure: 4 x 2 AWG 28/7, twisted pair
- Flat Version: no

Logistics						
	Number (pcs)	Weight (kg)	Depth (cm)	Width (cm)	Height (cm)	cm³
Packaging Unit Carton	150	9.10	32.00	50.00	21.00	33.60
Packaging Unit Inside	1	0.06	25.00	17.00	0.90	382.50
Packaging Unit Single	1	0.06	25.00	17.00	0.90	382.50
Net single without Packaging	0	0.05	15.00	15.00	0.90	202.50

More images:



Safety notes

- When plugging and unplugging the cable, only grasp the plug and do not pull directly on the cable.
- Cables must not be kinked sharply or bent at tight angles, as this can damage the inner wires and lead to failures.
- Make sure that the cables are not under tensile load, as this can damage the insulation and the wires inside the cable.
- Ensure that cables are not laid in areas where they can be easily damaged mechanically.
- Cables should not be used in environments with extremely high or very low temperatures. Observe the product information on the maximum operating temperature of the cable
- Check cables regularly for visible damage such as cracks, kinks or signs of wear. Defective cables should be replaced immediately to avoid failures, short circuits or even electric shocks.