

# DIGITUS Safety Plug for Flush Mounting with 1 x USB Type-C™, 1 x USB A

DA-70615

EAN 4016032443223



## Wall Outlet 1x Safety Outlet, 1x USB, 1x Type C 5 V 2.8 A, Input: AC 250V 50Hz, RAL 9003

Charge your smartphone at any socket! With the DIGITUS® safety plug socket you can even charge 2 smartphones at the same time. Charge one USB-C™ or USB A device with up to 14 W (5 V / 2.8 A). For example, with 2.8 A available charging current you can simultaneously charge your smartphone and tablet. Protect you and your family by the integrated shutters in the safety socket and inbuilt electronic short circuit and overload protection in the USB ports. Upgrade your existing electrical installations and enjoy being able to charge your USB devices at any time, directly from the socket.

### 1 x USB Type-C™ connection + 1 x USB A connection for charging smartphones or tablets

- Integrated shutters in the socket for increased protection against accidental contact


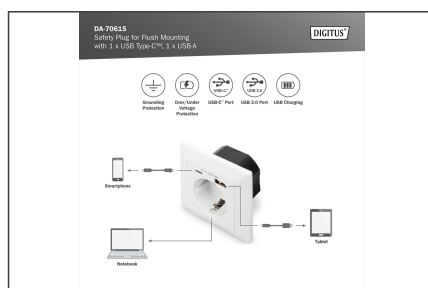
- 1 x USB Type-C™, 1 x USB A port,
- Output voltage: 5 VDC (USB)
- Output voltage: 250 VAC (safety plug socket)
- Mounting: Flush mount
- Total output current: max. 2.8 A (USB-C™ + USB A)
- Installation depth: 32 mm
- Safety: Secured with electronic short circuit and overload protection (USB)
- Intelligent parallel usage of all connections (USB up to 3.4 A)
- Color: Signal white RAL 9003


### Package contents

- Safety plug for flush mounting with 1 x USB Type-C™, 1 x USB A port
- Installation instructions

Logistics						
	Number (pcs)	Weight (kg)	Depth (cm)	Width (cm)	Height (cm)	cm <sup>3</sup>
Packaging Unit Carton	60	6.32	20.00	30.00	35.00	21.00
Packaging Unit Inside	1	0.11	9.00	9.00	6.00	486.00
Packaging Unit Single	1	0.11	9.00	9.00	6.00	486.00
Net single without Packaging	0	0.11	8.50	8.50	4.00	289.00

## More images:





### Safety notes

- Only operate the device indoors. Avoid exposure to moisture, dust, sunlight or other sources of heat.
- The socket outlet is part of the building installation. The relevant national standards and directives must be observed during planning and installation.
- The appliance may only be operated on the 230V/50 Hz AC mains supply. Work on the 230V mains may only be carried out by a qualified electrician certified in your country.
- Observe the applicable accident prevention regulations during installation.
- To avoid electric shock to the appliance, please disconnect the mains voltage (e.g. switch off the circuit breaker).
- Failure to observe the installation instructions may result in fire or other hazards.
- Installation may only be carried out in commercially available flush-mounted boxes (appliance boxes) in accordance with DIN 49073-1, with a minimum depth of 40 mm.
- When connecting to the device terminals, observe the permissible cables and cable cross-sections.
- Mandatory information in accordance with the appliance safety standard
- Note !
- Installation only by persons with relevant electrical knowledge and experience!
- Improper installation puts your own life and the lives of the users of the electrical system at risk.
- You risk serious damage to property if the installation is not carried out correctly. You may be personally liable for personal injury and damage to property.
- Contact an electrician.
- Specialist knowledge required for installation:
- The following specialist knowledge in particular is required for installation:
- The application of the 5 safety rules 1. Disconnect 2. Secure against reconnection 3. Ensure there is no voltage 4. Earth and short-circuit 5. Cover or isolate neighboring live parts.
- Selection of suitable tools, measuring equipment and, if necessary, personal protective equipment.
- Selection of the electrical installation material to ensure the switch-off conditions.
- Check the electrical system after installation.
- Observing the IP protection classes
- Installation only with suitable electrical installation material
- Check and observe the respective specifications of the type of supply network (TN system, TT system or IT system) and the resulting connection conditions (zeroing, protective earthing, or any additional measures required, etc.).
- Maintenance and cleaning:
- The socket is maintenance-free.
- Leave repairs to a qualified electrician.
- Only clean the device with a soft, clean, dry and lint-free cloth.
- Do not use cleaning agents containing solvents. This can damage the plastic housing.
- Do not use wet cloths or sponges to clean the appliance.

### EU responsible person

EU based economic operator ensuring the product complies with the required regulations.

ASSMANN Electronic GmbH  
Auf dem Schüffel 3  
Lüdenscheid, Germany  
<https://www.assmann.com>  
[info@assmann.com](mailto:info@assmann.com)