


DIGITUS® CAT 6 U/UTP installation cable, 305 m, simplex, Dca-s2,d2,a1

DK-1614-VH-305

EAN 4016032435785



CAT 6 U-UTP installation cable, 250 MHz AWG 23/1, Dca, 305 m, Easy Pull Box, SX, Purple

The Digitus Cat 6 U/UTP installation cable is designed for use in the structured data center and the building cabling according to ISO/IEC 11801, DIN EN 50288-6-1, DIN EN 50173, IEC 60332-1. The cable is perfectly suitable for the transmission of both analog and digital data and also supports POE and POE+.

Future-oriented standards and high-end quality for your network.

- Physical properties:
 - Conductor: Bare annealed copper, solid AWG 23/1
 - System/s of AVCP: AVCP 3
 - Insulation: HD-PE (High Density Polyethylene)
 - Total number of insulated conductors: 8, twisted in 4 pairs
 - Color code: Blue-white, orange-white, green-white, brown-white
 - Individual pair shield: None
 - Overall shielding: None
 - Outer sheath: Eca to B2ca acc. to EN 50575; LSZH
 - Outer sheath diameter (nominal): 0,5 mm (Eca); 0,6 mm (Dca); 1,0 mm (Cca); 1,0 mm (B2ca)
 - Outer sheath color: Purple (RAL 4005)
- Mechanical properties:
 - Tensile loading: 150N max.
 - Dynamic bending radius: 8x AD mm min.
 - Static bending radius: 4x AD mm min.
 - Shipping- and storage temperature range: -20 °C up to +60 °C
 - Operating temperature range: -20 °C up to +75 °C

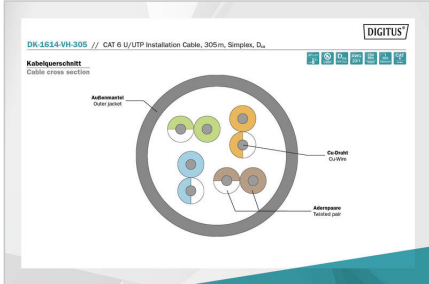
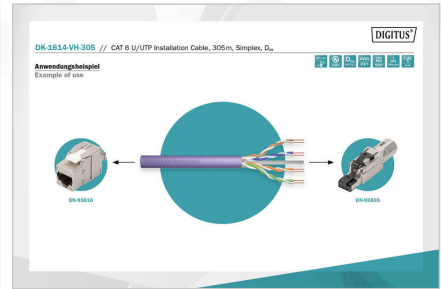
- Installation temperature range: 0 °C up to +50 °C
- Overall diameter Simplex (nominal): 6,1 mm (Eca); 6,3 mm (Dca); 6,8 mm (Cca); 6,8 mm (B2ca)
- Weight (kg/km): 41 kg (Eca); 42 kg (Dca); 44 kg (Cca); 44 kg (B2ca)
- Electrical properties:
 - Impedance: 100±50hm @ 1 - 250MHz
 - Capacitance: 40 pF/m nominal @ 800 Hz
 - Capacitance unbalance (pair-ground): 1.5 pF/m max. @ 1 KHz
 - Insulation resistance: 5 GOhm x km min.
 - DC loop resistance: 147 Ohm/km max. (2% max. resistance unbalance)
 - Voltage resistance: 72 Vdc max.
 - Coupling attenuation: CA-Type 3
 - Signal propagation delay: 535 nS/100 m max.
 - Propagation delay: 20 nS/100 m max.
 - Separating class: „b" gem. EN 50174-2
 - NVP: 69%

Attributes

- Assortment: Twisted Pair Installation Cables
- Category: CAT 6
- Shielding: U-UTP, unshielded
- CPR: Dca
- Length: 305 m
- Color: violet
- Jacket: LSOH
- Structure: 4 x 2 AWG 23/1, solid twisted pair

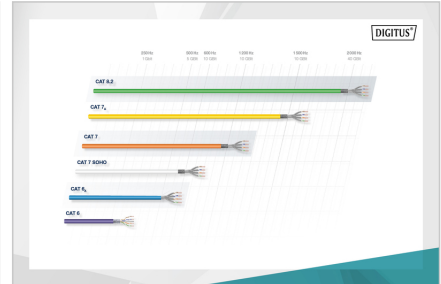


Logistics						
	Number (pcs)	Weight (kg)	Depth (cm)	Width (cm)	Height (cm)	cm³
Packaging Unit Carton	1	12.30	45.00	44.50	25.00	50,062.50
Packaging Unit Inside	1	12.30	45.00	44.50	25.00	50,062.50
Packaging Unit Single	1	12.30	45.00	44.50	25.00	50,062.50
Net single without Packaging	0	0.00	0.00	0.00	0.00	0.00

More images:





Produktdaten Product Information		Physikalische Spezifikationen Physical Properties	
Produktname	DK-1614-VH-305 // CAT 6 U/UTP Installation Cable, 305m, Simplex, D _{ca}	Ull	Black Polypropylene, 90% Crystallinity, 1.25mm diameter
Produkttyp	Netzwerk-Kabel, Simplex, Netz, Netzwerkkabel	Leitungswiderstand	100 Ohm
Norm	ISO/IEC 11801-3, EN 50323-3-10, EN 50323-3-11, EN 50323-3-12, EN 50323-3-13, EN 50323-3-14, EN 50323-3-15, EN 50323-3-16, EN 50323-3-17, EN 50323-3-18, EN 50323-3-19, EN 50323-3-20, EN 50323-3-21, EN 50323-3-22, EN 50323-3-23, EN 50323-3-24, EN 50323-3-25, EN 50323-3-26, EN 50323-3-27, EN 50323-3-28, EN 50323-3-29, EN 50323-3-30, EN 50323-3-31, EN 50323-3-32, EN 50323-3-33, EN 50323-3-34, EN 50323-3-35, EN 50323-3-36, EN 50323-3-37, EN 50323-3-38, EN 50323-3-39, EN 50323-3-40, EN 50323-3-41, EN 50323-3-42, EN 50323-3-43, EN 50323-3-44, EN 50323-3-45, EN 50323-3-46, EN 50323-3-47, EN 50323-3-48, EN 50323-3-49, EN 50323-3-50, EN 50323-3-51, EN 50323-3-52, EN 50323-3-53, EN 50323-3-54, EN 50323-3-55, EN 50323-3-56, EN 50323-3-57, EN 50323-3-58, EN 50323-3-59, EN 50323-3-60, EN 50323-3-61, EN 50323-3-62, EN 50323-3-63, EN 50323-3-64, EN 50323-3-65, EN 50323-3-66, EN 50323-3-67, EN 50323-3-68, EN 50323-3-69, EN 50323-3-70, EN 50323-3-71, EN 50323-3-72, EN 50323-3-73, EN 50323-3-74, EN 50323-3-75, EN 50323-3-76, EN 50323-3-77, EN 50323-3-78, EN 50323-3-79, EN 50323-3-80, EN 50323-3-81, EN 50323-3-82, EN 50323-3-83, EN 50323-3-84, EN 50323-3-85, EN 50323-3-86, EN 50323-3-87, EN 50323-3-88, EN 50323-3-89, EN 50323-3-90, EN 50323-3-91, EN 50323-3-92, EN 50323-3-93, EN 50323-3-94, EN 50323-3-95, EN 50323-3-96, EN 50323-3-97, EN 50323-3-98, EN 50323-3-99, EN 50323-3-100		

Leitungsparameter Transmission Properties									
PROB	MT	MEZ	PEAKT	AGB	PAAGB	TL	RUFEST	PERUFEST	RETT
100	100	100	100	100	100	100	100	100	100
10	10	10	10	10	10	10	10	10	10
1	1	1	1	1	1	1	1	1	1
0.1	0.1	0.1	0.1	0.1	0.1	0.1	0.1	0.1	0.1
0.01	0.01	0.01	0.01	0.01	0.01	0.01	0.01	0.01	0.01
0.001	0.001	0.001	0.001	0.001	0.001	0.001	0.001	0.001	0.001
0.0001	0.0001	0.0001	0.0001	0.0001	0.0001	0.0001	0.0001	0.0001	0.0001
0.00001	0.00001	0.00001	0.00001	0.00001	0.00001	0.00001	0.00001	0.00001	0.00001



CFR Konformität	Bestimmungen	Leitungsparameter (AWG)	Auflösung der Konformität	Zusammenfassung
B2ca	Stark hoch	23+1	• Typisierung • Typisierung • Typisierung	• Typisierung
Cca	Hoch	1+	• Typisierung	• Typisierung
Dca	Mittel	3	• Typisierung	• Typisierung
Eca	Niedrig	3	• Typisierung	• Typisierung



Safety notes

- Data cables must not be bent, stretched or twisted excessively. Sharp bends can damage the cable sheath and lead to failures or short circuits.
- Installation only by trained specialists.
- Installation only in dry rooms.
- The data cable must not be in direct contact with other electrical cables or high-voltage sources in order to avoid electromagnetic interference.

EU responsible person

EU based economic operator ensuring the product complies with the required regulations.
 ASSMANN Electronic GmbH
 Auf dem Schüffel 3
 Lüdenscheid, Germany
<https://www.assmann.com>
info@assmann.com