

DIGITUS Wall Mounting Cabinet, SOHO, unmounted - 540x400 mm (WxD)

DN-19 07U-S-1
EAN 4016032331698



7U wall mounting cabinet, SOHO, unmounted 370x540x400 mm, full glass front door, grey

The 483 mm (19") network cabinets for wall installation from the SOHO series are delivered unassembled using a flat pack to optimize costs. Available in four rack units and equipped with a full glass door as well as a cable entry with brushes in the roof and floor, this is the perfect product for subdividing or building up a small to medium-sized network. Two pairs of galvanized 483 mm (19") profile rails labeled with easy-to-read rack units are installed on the inside. Their depth can be adjusted. Each cabinet is made of up to 1.5 mm thick sheet steel. Coloring is done with electrostatic powder coating in the standard colors gray (RAL 7035) or jet black (RAL 9005). The door hinges can be switched. Installation takes just a few steps and is extremely easy thanks to the step-by-step instructions included.

The DIGITUS® Wall Mounting Cabinets are made for high demand IT-Infrastructure Solutions - designed and developed on highest standard in Germany

- Safety class rating IP20
- Lockable safety-glass door
- 200° door opening angle
- 1-point-locking-mechanism on the front door
- 483 mm (19") profile rails mounted on the front- and rear side inside of the rack, galvanized

- 483 mm (19") profile rails are adjustable in depth
- 1.1 - 1.5 strong sheet steel with a high loading capacity, powder coated
- Cable entry with brush strip on the top and with plastic cover on the base
- Roof is prepared for fan units (punched out entries)
- Ventilation slots for active and passive ventilation and exhausting
- Equipment mounting depth min.-max.: 170-270 mm

Attributes




- Cabinet type: Wall mounting cabinet
- Color: light grey, RAL 7035
- Depth: 400 mm
- Front door: Glass door, single opening
- Load capacity: 60 kg
- Side panels: Both sides
- Units: 7
- Width: 540 mm
- IP protection class: IP20
- Mounted: no

Package contents

- Installation set (screws, cage nuts, washers)
- 2 x keys
- 1 x quick start guide

Logistics						
	Number (pcs)	Weight (kg)	Depth (cm)	Width (cm)	Height (cm)	cm ³
Packaging Unit Carton	1	11.60	42.50	63.00	7.00	0.00
Packaging Unit Inside	1	11.60	42.50	63.00	7.00	0.00
Packaging Unit Single	1	11.60	42.50	63.00	7.00	0.00
Net single without Packaging	0	10.60	40.00	54.00	37.00	79.92

More images:



Safety notes

- Ensure adequate ventilation to prevent the installed devices from overheating.
- Network cabinets should not be overfilled and the ventilation openings must not be blocked.
- Cables should be laid neatly and organized in cable ducts or trays.
- Use surge protection devices to protect sensitive devices from power surges or lightning strikes.
- Avoid moisture or wetness while observing the respective IP protection class.
- Ensure that the cabinet and the devices used are properly earthed.
- In regions with frequent thunderstorm activity, professional lightning protection should be integrated into the power supply.
- To avoid uneven loading, always mount the heaviest units at the bottom of the cabinet.
- Disconnect the installed devices from the power supply during maintenance or installation work.

EU responsible person

EU based economic operator ensuring the product complies with the required regulations.

ASSMANN Electronic GmbH
Auf dem Schöffel 3
Lüdenscheid, Germany
<https://www.assmann.com>
info@assmann.com