


# DIGITUS® Passive PoE Cable Kit, Splitter + Injector

DN-95001

EAN 4016032260240



**Passive PoE Cable Kit 1x Splitter PD cable, 1x Injector PSE cable, White**

Passive PoE Cable Kit, 1x Splitter PD cable, 1x Injector PSE cable, White

**Simplifies your Ethernet-enabled device installations by combining power and data onto one cable**

- 1x Incoming cable, featuring RJ45 plug, DC jack and RJ45 jack
- 1x Outgoing cable for the device, featuring RJ45 plug, DC plug and RJ45 jack
- Suitable for 5.5mm DC plugs
- Connection speed: 10/100 Mbit/s

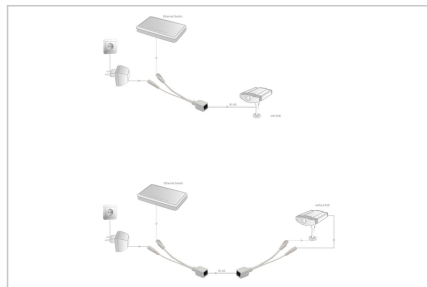

- PVC coating
- RJ45 plug
- Assignment: 1/2/3/6 for data transfer, 4/5/7/8 for power supply

**Attributes**

- PoE norma: pasivno
- Ethernet brzina: Brzi Ethernet
- Izlazna snaga: Ovisno o napajanju
- Industrijska uporaba: Ne

| Logistics                    |              |             |            |            |             |                 |
|------------------------------|--------------|-------------|------------|------------|-------------|-----------------|
|                              | Number (pcs) | Weight (kg) | Depth (cm) | Width (cm) | Height (cm) | cm <sup>3</sup> |
| Packaging Unit Carton        | 60           | 5.90        | 52.00      | 26.00      | 27.00       | 36.50           |
| Packaging Unit Inside        | 25           | 2.46        | 35.00      | 40.00      | 5.00        | 7.00            |
| Packaging Unit Single        | 1            | 0.10        | 26.50      | 7.50       | 2.30        | 457.13          |
| Net single without Packaging | 0            | 0.06        | 18.50      | 2.00       | 2.00        | 74.00           |

**More images:**



**Safety notes**

- This product is intended for indoor use only.
- Read all instructions and follow all warnings and instructions on the device.
- Do not place this appliance on an unstable surface (such as a trolley, stand, table, etc.).
- Do not use this appliance near water.
- Do not place this appliance near or above a radiator.
- The housing is equipped with openings for heat dissipation and ventilation. To prevent overheating during operation, the ventilation openings must not be blocked or covered.
- Do not place the appliance on a soft surface (e.g. bed, sofa, blanket, etc.). This will block the ventilation.
- The appliance must not be installed in a closed environment if adequate ventilation is not guaranteed.
- Do not spray any liquids onto the appliance.
- Disconnect the mains plug before cleaning. Do not use any liquid or foam cleaners.
- Clean the appliance with a damp cloth.
- Connect the device according to the power supply on the rating plate.
- To prevent damage to the appliance, it is important that all appliances are properly earthed.
- Do not place any objects on the power cable and lay it in such a way as to avoid tripping hazards.
- Use a surge protector, a regulator or an uninterruptible power supply (UPS) to protect your system from sudden, temporary and reduced power.
- Secure the system cable and mains cable properly and ensure that no objects are pressing on the cable.
- Do not insert any objects into the appliance through the openings in the housing. There is a risk of a short circuit, which can lead to fire or electric shock.
- Do not attempt to repair the appliance yourself. Always contact an authorized customer service centre.
- If any of the following conditions occur, unplug the appliance and send it to an authorized service centre for repair
  - The mains cable, power supply unit or plug for the power supply is damaged or worn;
  - Liquid has penetrated the appliance;
  - The device has been exposed to rain or water;
  - The device has been dropped or the housing has been damaged;
  - The function of the device has obviously changed;
- The appliance cannot be operated as described in the operating instructions.

**EU responsible person**

EU based economic operator ensuring the product complies with the required regulations.

ASSMANN Electronic GmbH  
Auf dem Schüffel 3  
Lüdenscheid, Germany  
<https://www.assmann.com>  
[info@assmann.com](mailto:info@assmann.com)