


DIGITUS® Passive PoE Cable Kit, Splitter + Injector

DN-95001

EAN 4016032260240



Passive PoE Cable Kit 1x Splitter PD cable, 1x Injector PSE cable, White

Passive PoE Cable Kit, 1x Splitter PD cable, 1x Injector PSE cable, White

Simplifies your Ethernet-enabled device installations by combining power and data onto one cable

- 1x Incoming cable, featuring RJ45 plug, DC jack and RJ45 jack
- 1x Outgoing cable for the device, featuring RJ45 plug, DC plug and RJ45 jack
- Suitable for 5.5mm DC plugs
- Connection speed: 10/100 Mbit/s

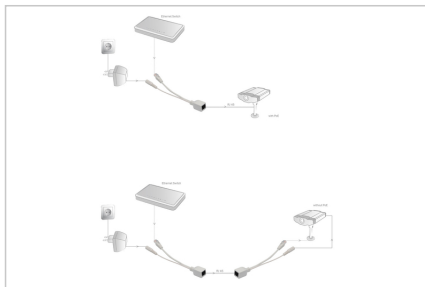

- PVC coating
- RJ45 plug
- Assignment: 1/2/3/6 for data transfer, 4/5/7/8 for power supply

Attributes

- PoE standard: passive
- Ethernet speed: Fast Ethernet
- Power output: Depending on power supply
- Industrial usage: no

Logistics						
	Number (pcs)	Weight (kg)	Depth (cm)	Width (cm)	Height (cm)	cm ³
Packaging Unit Carton	60	5.90	52.00	26.00	27.00	36.50
Packaging Unit Inside	25	2.46	35.00	40.00	5.00	7.00
Packaging Unit Single	1	0.10	26.50	7.50	2.30	457.13
Net single without Packaging	0	0.06	18.50	2.00	2.00	74.00

More images:



Safety notes

- This product is intended for indoor use only.
- Read all instructions and follow all warnings and instructions on the device.
- Do not place this appliance on an unstable surface (such as a trolley, stand, table, etc.).
- Do not use this appliance near water.
- Do not place this appliance near or above a radiator.
- The housing is equipped with openings for heat dissipation and ventilation. To prevent overheating during operation, the ventilation openings must not be blocked or covered.
- Do not place the appliance on a soft surface (e.g. bed, sofa, blanket, etc.). This will block the ventilation.
- The appliance must not be installed in a closed environment if adequate ventilation is not guaranteed.
- Do not spray any liquids onto the appliance.
- Disconnect the mains plug before cleaning. Do not use any liquid or foam cleaners.
- Clean the appliance with a damp cloth.
- Connect the device according to the power supply on the rating plate.
- To prevent damage to the appliance, it is important that all appliances are properly earthed.
- Do not place any objects on the power cable and lay it in such a way as to avoid tripping hazards.
- Use a surge protector, a regulator or an uninterruptible power supply (UPS) to protect your system from sudden, temporary and reduced power.
- Secure the system cable and mains cable properly and ensure that no objects are pressing on the cable.
- Do not insert any objects into the appliance through the openings in the housing. There is a risk of a short circuit, which can lead to fire or electric shock.
- Do not attempt to repair the appliance yourself. Always contact an authorized customer service centre.
- If any of the following conditions occur, unplug the appliance and send it to an authorized service centre for repair
 - The mains cable, power supply unit or plug for the power supply is damaged or worn;
 - Liquid has penetrated the appliance;
 - The device has been exposed to rain or water;
 - The device has been dropped or the housing has been damaged;
 - The function of the device has obviously changed;
- The appliance cannot be operated as described in the operating instructions.

EU responsible person

EU based economic operator ensuring the product complies with the required regulations.

ASSMANN Electronic GmbH
Auf dem Schüffel 3
Lüdenscheid, Germany
<https://www.assmann.com>
info@assmann.com