


DIGITUS Wall Mounting Patch Bracket for 483 mm (19") Installations

DN-19 PB-8U-SW
EAN 4016032228806



DN-19 PB-8U-SW, zidni nosač 8U, 19", crni adjustable depth, stackable, black (RAL 9005)

The Wall Mounting Patch Brackets for 483 mm (19") installations are used for open mountings of 483 mm (19") components. They are available in several height units to suit to your individual needs of space. The brackets are adjustable in depth (from 225 mm up to 399 mm) which makes the installation of larger components possible. The rear side has a big cut-out area that can be used to guide cables which come directly from the wall.

- for installation of 483 mm (19") components
- 1.1 - 1.5 strong sheet steel, powder coated
- adjustable depth (min. 225 mm; max. 399 mm)
- with four holes for wall mounting
- rear side with cut-out e.g. for cabling

Attributes


- Bočne ploče: Obje strane
- Boja: crna, RAL 9005
- Jedinice: 8
- Kapacitet opterećenja: 15 kg
- Prednja vrata: bez
- Širina: 505 mm
- Vrsta ormara: Zidni ormarić
- IP klasa zaštite: bez
- Montirano: Ne


Package contents

- Fixing material for stacking

Logistics						
	Number (pcs)	Weight (kg)	Depth (cm)	Width (cm)	Height (cm)	cm³
Packaging Unit Carton	5	31.00	41.00	55.50	22.00	50,061.00
Packaging Unit Inside	1	6.20	38.00	53.00	4.00	8,056.00
Packaging Unit Single	1	6.20	38.00	53.00	4.00	8,056.00
Net single without Packaging	0	0.00	25.00	50.50	37.20	46,965.00

More images:





Safety notes

- Ensure adequate ventilation to prevent the installed devices from overheating.
- Network cabinets should not be overfilled and the ventilation openings must not be blocked.
- Cables should be neatly routed and organized in cable ducts or trays.
- Use surge protection devices to protect sensitive devices from power surges or lightning strikes.
- Avoid moisture or wetness while observing the respective IP protection class.
- Ensure that the cabinet and the devices used are properly earthed.
- In regions with frequent thunderstorm activity, professional lightning protection should be integrated into the power supply.
- To avoid uneven loading, always mount the heaviest units at the bottom of the cabinet.
- Disconnect the installed devices from the power supply during maintenance or installation work.

EU responsible person

EU based economic operator ensuring the product complies with the required regulations.

ASSMANN Electronic GmbH
 Auf dem Schöffel 3
 Lüdenscheid, Germany
<https://www.assmann.com>
info@assmann.com