

DIGITUS HDMI KVM IP Extender Set, 4K/60Hz

DS-55355

EAN 4016032501930



HDMI IP KVM Extender Set, 4K/60Hz 120/200 m, One-to-Many, CAT, Black

The HDMI KVM IP Extender Set enables the high-resolution transmission of HDMI AV signals in brilliant 4K UHD quality (4096x2160p at 60Hz) over a distance of up to 200 meters using CAT6 or higher-quality network cables. Thanks to the integrated KVM function, the mouse, keyboard and touchscreen devices can be used directly on the receiver side, enabling convenient control. The system impresses with its flexible expandability and supports point-to-point connections as well as point-to-multipoint transmissions with up to 253 receivers. By using an existing 1G network infrastructure or additional network switches, signal transmission can be extended to unlimited distances (cascading). A low latency of only 120 to 170 ms ensures almost delay-free image reproduction in excellent quality. In addition, optional receivers (model: DS-55356) can be purchased separately to extend the range of applications individually. Thanks to its simple connectivity and control, the HDMI KVM IP Extender Set is ideal for companies, conference rooms, digital signage and professional AV applications where reliable, low-latency and high-resolution signal transmission is required.

Enables HDMI AV signal transmission in UHD resolution (4K/60Hz) over a distance of up to 200 m (point-to-point connection) via a CAT6 (or higher) network cable and offers a KVM function (keyboard, mouse, touchscreen) on the receiver side

- Max. Resolution: Ultra HD 4K/60Hz (4096x2160p)
- Max. Range point-to-point connection: 200 m
- Max. Range point-to-multipoint connection: 120 m
- Max. Cascading range per section: 120 m
- KVM support: Mouse & keyboard connection and touch display on the receiver side
- Supports CAT6 or higher network cables
- HDMI 2.0
- HDCP 2.2 / 1.4
- Max. Video bandwidth: 18 Gbps
- Latency: 120-170 ms (4K/60Hz), 80-110 ms (Full HD)
- Max. HDMI cable length: 5 m
- Supports up to 253 receiver units
- Protection against short circuit, overvoltage, ESD (electrostatic discharge)
- Transmitter unit (TX) connections:

- 1x HDMI input (4K/60Hz) - Signal source connection
- 1x RJ45 output (Gigabit Ethernet) - CAT transmission cable connection
- 1x USB-A (2.0) - Signal source connection (PC)
- 1x power supply connection (DC 5V/1A) - external power supply connection
- 1x Micro USB - FW Update Port
- 1x reset button
- 2x status LED
- Receiver unit connections (RX):
- 1x HDMI output (4K/60Hz) - Display connection
- 1x RJ45 input (Gigabit Ethernet) - CAT transmission cable connection
- 2x USB-A (2.0) - connection mouse, keyboard, touch display
- 1x power supply connection (DC 5V/1A) - external power supply connection
- 1x Micro USB - FW Update Port
- 1x reset button
- 2x status LED
- Operating temperature: -20° - 60° C
- Power consumption: TX approx. 3.5 W, RX approx. 2.5 W
- Dimensions (1 unit): L 10.9 x W 8.95 x H 2.63 cm
- Weight: TX 240 g, RX 243 g
- Housing: Metal
- Color: Black

Attributes

- HDTV Resolution max.: 4096 x 2160 Pixel, 60Hz
- HDTV Standard: Ultra HD 4K
- Category: CAT 6
- Distance: 200 m
- KVM: yes
- PoE (Power over Ethernet): no
- Transmission technology: IP
- Video connection ports: HDMI


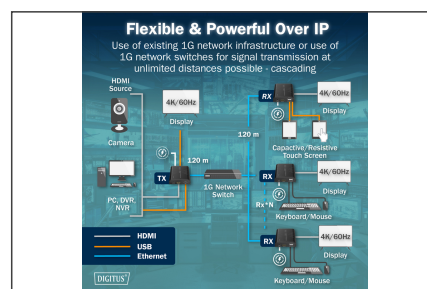
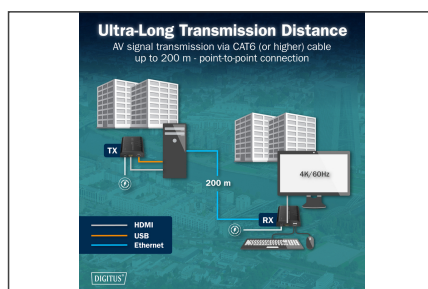
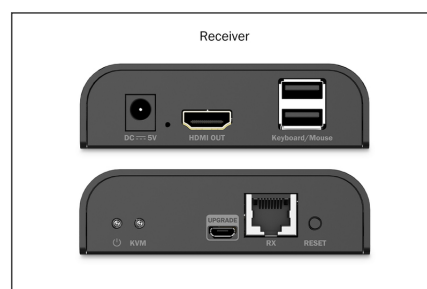

Package contents

- 1x Transmitter unit
- 1x Receiver unit
- 2x Mains adapter, EU plug (DC 5V/1A, 1.5 m)
- 1x USB cable (1.2 m)
- 1x Operating instructions

Logistics

	Number (pcs)	Weight (kg)	Depth (cm)	Width (cm)	Height (cm)	cm ³
Packaging Unit Carton	10	4.83	0.00	0.00	0.00	0.00
Packaging Unit Inside	1	0.00	0.00	0.00	0.00	0.00
Packaging Unit Single	1	0.00	0.00	0.00	0.00	0.00
Net single without Packaging	0	0.00	0.00	0.00	0.00	325.00

More images:



Safety notes

- If the device is powered by a plug-in power supply, ensure that the power adapter is connected correctly and meets the specified requirements (e.g. voltage and current).
- Only use certified CAT5e or CAT6 cables to ensure stable signal transmission.
- For particularly long cable runs or in environments prone to interference, it is recommended to use shielded network cables.
- Make sure that all connections are tight and secure to avoid loose contacts that could affect the signal quality. Make sure that the HDMI and Ethernet connections are connected correctly.
- Make sure that the CAT cable is not laid near high-voltage power lines or other strong sources of electromagnetic interference to avoid signal interference.
- Only operate the device within the specified temperature range.
- Do not use the device outdoors or in damp or wet environments
- Check all connections and cables regularly for wear or damage. Cables and connections can wear out, especially with frequent use or long installations, which can lead to poor signal quality or system failure.

EU responsible person

EU based economic operator ensuring the product complies with the required regulations.

ASSMANN Electronic GmbH
Auf dem Schüffel 3
Lüdenscheid, Germany
<https://www.assmann.com>

info@assmann.com