DIGITUS® 4K Wireless HDMI KVM Extender Set, 150 m

DS-55328

EAN 4016032491248



4K Wireless HDMI Extender/Splitter Set, 1x4 150 m, 1x TX, 1x RX

The 4K Wireless HDMI KVM Extender Set transmits your HDMI video and audio signals in UHD 4K/30Hz resolution wirelessly over a distance of up to 150 m (unrestricted view). This consists of a transmitter and receiver unit. Thanks to KVM functionality, a mouse/keyboard can be connected to the receiver unit, allowing the signal source to be controlled directly on the output device. A local monitor can be connected via the HDMI loop-out on the transmitter unit to control the output on the receiver. The extender set can be expanded to up to 4 receivers (output devices) - additional receivers available separately: DS-55329.

Transmits HDMI video and audio signals wirelessly in UHD 4K/30Hz over a distance of up to 150 m in clear view and offers KVM functionality

- Wireless HDMI signal transmission up to 150 m (unrestricted view)
- Point-to-multipoint connection - 1x transmitter (source) + up to 4x receivers (output device)
- Additional receiver units available separately: DS-55329
- Supports wireless AV signal transmission with resolutions up to 4K UHD (2160p/30Hz)
- Simple operation and handling thanks to Plug & Play - plug in and go, no drivers or software required
- Touch Screen Back Control - Supports touch panels (via USB connection on the receiver)
- Authentication protocol: WPA2 (WPAS-PSK / WPA2-Enterprise), AES 128 bit encryption
- Transmission distance 1:1 connection: up to 150 m (unrestricted view)
- Transmission distance 1:2 connection: up to 100 m (unrestricted view)
- Transmission distance 1:3 connection: up to 30 m (unrestricted view)
- Transmission distance 1:4 connection: up to 15 m (unrestricted view)
- HDMI version: 2.0
- HDCP version: 2.2
- Radio channel: IEEE 802.11.b/g/n/ac
- Frequency band: Dual band, 2.4/5G
- Compression: H.265
- Latency: approx. 100 ms (transmitter to receiver transmission)
- Audio format: PCM
- Audio channel: 2 channels
- Transmitter unit connections:
- 1x HDMI input (signal source, 4K/60Hz max.)
- 1x HDMI loop-out / output (output device, 4K/60Hz max.)
- 1x micro USB input - data connection of the source for using the KVM function
- 1x IR output - connection of IR transmitter to control the signal source
- 1x USB-C input - power supply connection (5V/2A)
- 1x on/off switch
- Receiver unit connections:
- 1x HDMI output (output device, 4K/60Hz max.)
- 2x USB-A input (connection of mouse/keyboard/touch panel)
- 1x USB-C input - power supply connection (5V/2A)
- 1x reset button
- 1x on/off switch
- Housing: Metal
- Color: black
- Dimensions (1 unit): W 15.4 x D 7.75 x H 2.1 cm
- Weight (1 unit): 330 g
- Power consumption (1 unit): approx. 5W
- Operating temperature: 0-40°C
- The transmission distance with limited visibility cannot be determined across the board and depends on the conditions on site
- Walls, glass, etc. shorten the signal coverage or cause signal loss

Attributes

- HDTV Standard: Ultra HD 4K
- Resolution max.: 3840 x 2160 Pixel, 30Hz
- Distance: 150 m
- KVM: yes
- PoE (Power over Ethernet): no
- Video connection ports: HDMI

Package contents

- 1x transmitter unit
- 1x receiver unit
- 2x USB power adapter (5V/2A)
- 2x USB-A to USB-C cable (1.5 m)
- 2x HDMI connection cable (1.5 m)
- 1x USB-A to Micro-USB cable (0.8 m)
- 1x IR transmitter cable (1.2 m)
- 1x QIG

Logistics						
	Number (pcs)	Weight (kg)	Depth (cm)	Width (cm)	Height (cm)	cm³
Packaging Unit Carton	10	3.27	0.00	0.00	0.00	0.00
Packaging Unit Inside	1	0.33	0.00	0.00	0.00	0.00
Packaging Unit Single	1	0.33	0.00	0.00	0.00	0.00
Net single without Packaging	0	0.00	0.00	0.00	0.00	325.00

More images:







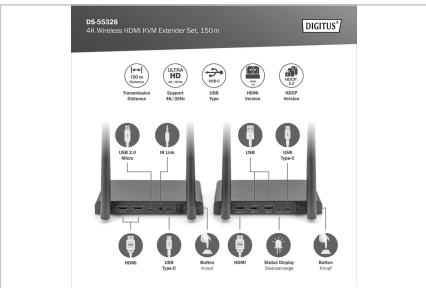

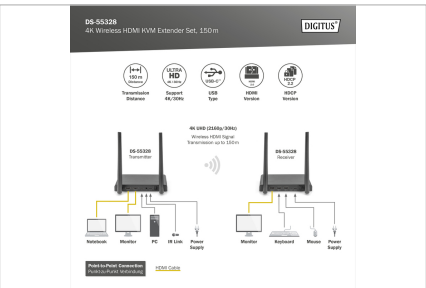

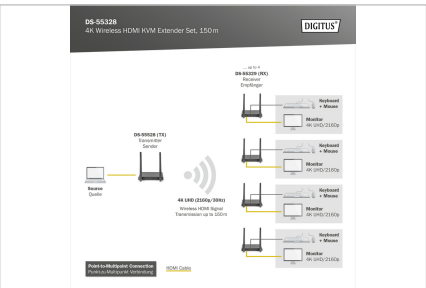



Safety notes

- If the device is powered by a plug-in power supply, ensure that the power adapter is connected correctly and meets the specified requirements (e.g. voltage and current).
- Only use certified CAT5e or CAT6 cables to ensure stable signal transmission.
- For particularly long cable runs or in environments prone to interference, it is recommended to use shielded network cables.
- Make sure that all connections are tight and secure to avoid loose contacts that could affect the signal quality. Make sure that the HDMI and Ethernet connections are connected correctly.
- Make sure that the CAT cable is not laid near high-voltage power lines or other strong sources of electromagnetic interference to avoid signal interference.
- Only operate the device within the specified temperature range.
- Do not use the device outdoors or in damp or wet environments
- Check all connections and cables regularly for wear or damage. Cables and connections can wear out, especially with frequent use or long installations, which can lead to poor signal quality or system failure.

EU responsible person

EU based economic operator ensuring the product complies with the required regulations.

ASSMANN Electronic GmbH
Auf dem Schüffel 3
Lüdenscheid, Germany
https://www.assmann.com
info@assmann.com