

# DIGITUS 24-port Fast Ethernet PoE network switch, 19-inch, unmanaged, 2+1 uplink ports, RJ45 + SFP, 240 W, af/at

DN-95356

EAN 4016032485049



## 24 Port 10/100 Mbps PoE 24x10/100Mbps PoE RJ45 Ports, 1 xGE RJ45, 1xSFP

The DN-95356 PoE switch is a 24-port 10/100Mbps PoE + 1G Combo +1GE PoE switch. The PoE ports can automatically detect and supply power to IEEE802.3af/at compliant Powered Devices (PD). Power and data transmission over the same cable can extend your network to places where there are no power lines or power outlets, where you can install devices such as APs, IP cameras or IP telephones etc. The PoE switch offers simple, cost-effective and non-blocking wire-speed performance with 1U 19-inch metal form factor for rack deployment in office or departmental networks.

### Key function: VLAN & CCTV & PD-Alive

- 24x10/100Mbps PoE RJ45 connections
- 1x10/100/1000Mbps Kombi-Anschlüsse
- 1x10/100/1000Mbps RJ45-Anschlüsse
- Complies with IEEE802.3af/at Power over Ethernet
- Supports PoE power up to 32W for each PoE port
- Automatic detection of the power supply unit
- Remote supply of power and data up to 100m
- Flow control for full-duplex operation and back pressure for half-duplex operation
- Supports VLAN and CCTV function
- 16K MAC address, automatic address learning and address aging
- Supports energy-efficient Ethernet (EEE) function IEEE802.3az
- Supports the PD Alive function

- Standard: IEEE802.3, IEEE802.3u, IEEE802.3ab, IEEE802.3z, IEEE802.3x, IEEE802.3af, IEEE802.3at
- Interface: 24x10/100Mbps RJ45 connection, 1x10/100/1000Mbps combo connection 1 x 10/100/1000Mbps RJ45 connection
- Network media: 10BASE-T: Category 3, 4, 5 UTP cable (≤100m), 100BASE-TX: Category 5, 5e UTP cable (≤100m), 1000BASE-T: Category 5e, 6 UTP cable (≤100m), 1000BASE-X: SMF, MMF
- LED: PWR, PoE, LINK/ACT, PoE Max
- Key function: VLAN & CCTV
- MAC address table: 16K, auto-learning, auto-aging
- Transfer mode: Store-and-forward
- Maximum package length: 16K
- Switching capacity: 8.8G
- Packet forwarding rate: 6.5 Mpps
- Packet buffer: 4M bit
- Dimensions (L\*W\*H): 280\*180\*44mm
- PoE budget: 225W
- Power supply: 240W
- Rack installation: Yes




### Attributes

- Industrial usage: no

### Package contents

- 24 port PoE switch
- Power cable
- Quick start guide

Logistics						
	Number (pcs)	Weight (kg)	Depth (cm)	Width (cm)	Height (cm)	cm³
Packaging Unit Carton	5	9.25	0.00	0.00	0.00	0.00
Packaging Unit Inside	1	1.85	0.00	0.00	0.00	0.00
Packaging Unit Single	1	1.85	0.00	0.00	0.00	0.00
Net single without Packaging	0	0.00	0.00	0.00	0.00	7.13



- This product is intended for indoor use only.
- Read all instructions and follow all warnings and instructions on the device.
- Do not place this appliance on an unstable surface (such as a trolley, stand, table, etc.).
- Do not use this appliance near water.
- Do not place this appliance near or above a radiator.
- The housing is equipped with openings for heat dissipation and ventilation. To prevent overheating during operation, the ventilation openings must not be blocked or covered.
- Do not place the appliance on a soft surface (e.g. bed, sofa, blanket, etc.). This will block the ventilation.
- The appliance must not be installed in a closed environment if adequate ventilation is not guaranteed.
- Do not spray any liquids onto the appliance.
- Disconnect the mains plug before cleaning. Do not use any liquid or foam cleaners.
- Clean the appliance with a damp cloth.
- Connect the device according to the power supply on the rating plate.
- To prevent damage to the appliance, it is important that all appliances are properly earthed.
- Do not place any objects on the power cable and lay it in such a way as to avoid tripping hazards.
- Use a surge protector, a regulator or an uninterruptible power supply (UPS) to protect your system from sudden, temporary and reduced power.
- Secure the system cable and mains cable properly and ensure that no objects are pressing on the cable.
- Do not insert any objects into the appliance through the openings in the housing. There is a risk of a short circuit, which can lead to fire or electric shock.
- Do not attempt to repair the appliance yourself. Always contact an authorized customer service centre.
- If any of the following conditions occur, unplug the appliance and return it to an authorized service centre for repair
- The mains cable, power supply unit or plug for the power supply is damaged or worn;
- Liquid has penetrated the appliance;
- The device has been exposed to rain or water;
- The device has been dropped or the housing has been damaged;
- The function of the device has obviously changed;
- The appliance cannot be operated as described in the operating instructions.

EU based economic operator ensuring the product complies with the required regulations.  
ASSMANN Electronic GmbH  
Auf dem Schüffel 3  
Lüdenscheid, Germany

<https://www.assmann.com>  
[info@assmann.com](mailto:info@assmann.com)