

DIGITUS® 24 Port 10G Ethernet PoE+ Injector, 802.3at, 370 W

DN-95117

EAN 4016032430384



10G Ethernet PoE+ Injector Hub, 802.3at 24-port, Power Pins:3/6(+), 1/2(-), 370W

The DIGITUS® DN-95117 is an 24 port 10G PoE+ mid-span hub (PoE injector). It offers 24 input ports for data and 24 output ports which make data and PoE available. Each PoE-port supports connected devices in accordance with the IEEE802.3af and IEEE802.3at PoE standard with 15.4 watts and/or 30 watts, such as PoE access points, PoE IP-telephones or PoE IP cameras, for example. The switch makes available a maximum budget of 370 watts for all ports and maximum budget of 30 watts per port.

Minimization of the cabling costs for PoE-capable devices

- 48 x 10/100/1000Mbps/2.5/10G (24 x input data, 24 x output data+PoE)
- Compatible with the IEEE802.3af, IEEE802.3at standards
- PoE power supply via PIN 1.2(V-) and PIN 3.6(V+)
- Maximum total output of 370 watts
- Compatible with IEEE802.3, IEEE802.3u and IEEE802.3ab standards
- Automatic cable recognition - Auto-MDI-/ MDI-X function

- Auto recognition of full and half duplex
- Power supply: 100V AC ~ 240V AC
- Operating temperature range: 0 °C to 40 °C
- Storage temperature: -20°C ~ 70°C
- Dimensions (mm): 440(L) x 345(W) x 45(H)
- MTBF: 100,000 hours
- Power consumption: 20W

Attributes




- Number of ports: 24
- PoE Power budget: 370 W
- PoE standard: IEEE802.3at (PoE+)
- Ethernet speed: 10 gigabit
- Industrial usage: no

Package contents

- 24 port 10G PoE+ injector
- Quick start guide
- Power Cord cable
- Mounting accessories

Logistics						
	Number (pcs)	Weight (kg)	Depth (cm)	Width (cm)	Height (cm)	cm³
Packaging Unit Carton	3	16.00	52.50	33.00	44.00	76.23
Packaging Unit Inside	1	5.33	50.50	40.50	9.50	19,429.90
Packaging Unit Single	1	5.33	50.50	40.50	9.50	19,429.90
Net single without Packaging	0	4.39	44.00	34.50	4.50	6.83

More images:



Safety notes

- This product is intended for indoor use only.
- Read all instructions and follow all warnings and instructions on the device.
- Do not place this appliance on an unstable surface (such as a trolley, stand, table, etc.).
- Do not use this appliance near water.
- Do not place this appliance near or above a radiator.
- The housing is equipped with openings for heat dissipation and ventilation. To prevent overheating during operation, the ventilation openings must not be blocked or covered.
- Do not place the appliance on a soft surface (e.g. bed, sofa, blanket, etc.). This will block the ventilation.
- The appliance must not be installed in a closed environment if adequate ventilation is not guaranteed.
- Do not spray any liquids onto the appliance.
- Disconnect the mains plug before cleaning. Do not use any liquid or foam cleaners.
- Clean the appliance with a damp cloth.
- Connect the device according to the power supply on the rating plate.
- To prevent damage to the appliance, it is important that all appliances are properly earthed.
- Do not place any objects on the power cable and lay it in such a way as to avoid tripping hazards.
- Use a surge protector, a regulator or an uninterruptible power supply (UPS) to protect your system from sudden, temporary and reduced power.
- Secure the system cable and mains cable properly and ensure that no objects are pressing on the cable.
- Do not insert any objects into the appliance through the openings in the housing. There is a risk of a short circuit, which can lead to fire or electric shock.
- Do not attempt to repair the appliance yourself. Always contact an authorized customer service centre.
- If any of the following conditions occur, unplug the appliance and return it to an authorized service centre for repair

- The mains cable, power supply unit or plug for the power supply is damaged or worn;
- Liquid has penetrated the appliance;
- The device has been exposed to rain or water;
- The device has been dropped or the housing has been damaged;
- The function of the device has obviously changed;
- The appliance cannot be operated as described in the operating instructions.

EU responsible person

EU based economic operator ensuring the product complies with the required regulations.

ASSMANN Electronic GmbH
Auf dem Schüffel 3
Lüdenscheid, Germany
<https://www.assmann.com>
info@assmann.com