DIGITUS® CAT 6 U/UTP Patch Cable, 2 m, Blue, LSZH

DK-1617-020/B

EAN 4016032387763



CAT 6 U-UTP patch cord, Cu, LSZH AWG 26/7, length 2 m, color blue

DIGITUS® Category 6 Class E patch cables are manufactured and tested in accordance with the ISO/IEC 11801 and DIN EN 50173 CAT 6 standards. They ensure that the cable installation complies with the ISO & EN channel specifications and deliver outstanding performance in DIGITUS® CAT 6 cabling. Performance has been tested up to 250 MHz, including performance characteristics such as near-end crosstalk (NEXT). DIGITUS® patch cables have been specially developed to fully meet all requirements across various application areas. Each cable is equipped with an injection-molded kink-protection sleeve with strain relief. In addition, the sleeve features a latch protection mechanism that prevents the cables from getting snagged and the latch from breaking off the connector. The red color of the connectors makes it easy to identify Category 6 cables.

Future-oriented standards and high-end quality for your network.

- 2 RJ45 connectors (8P8C)
- Covers with kink protection, strain relief, and latch protection
- Length markings on the hoods
- Inner conductor: Copper (Cu)

Attributes

- Assortment: Twisted Pair Patch Cables
- Configuration: 1:1
- Connector 1: Modular RJ45 (8/8) plug
- Connector 2: Modular RJ45 (8/8) plug
- Packaging: DIGITUS Polybag
- Category: CAT 6
- Shielding: U-UTP, unshielded
- Length: 2 m
- Color: blue
- Jacket: LSOH
- Slim Version: no
- Structure: 4 x 2 AWG 26/7, twisted pair
- Flat Version: no

Logistics

	Number (pcs)	Weight (kg)	Depth (cm)	Width (cm)	Height (cm)	cm³
Packaging Unit Carton	150	9.80	36.00	36.00	27.00	34.99
Packaging Unit Inside	1	0.07	11.00	25.00	30.00	8.25
Packaging Unit Single	1	0.07	1.60	14.00	25.00	560.00
Net single without Packaging	0	0.07	200.00	1.17	1.27	297.18

Druckfehler, Irrtümer und technische Änderungen sind vorbehalten. | Printing errors, falsities and technical changes remain reserved.

More images:

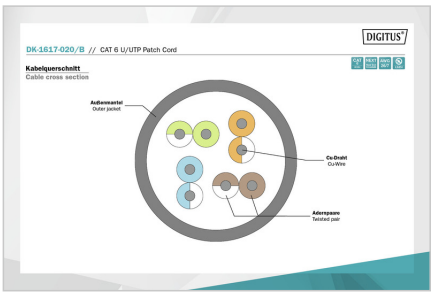



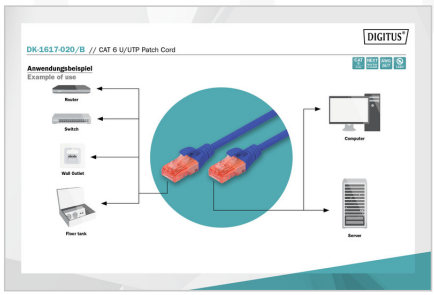



Safety notes

- When plugging and unplugging the cable, only grasp the plug and do not pull directly on the cable.
- Cables must not be kinked sharply or bent at tight angles, as this can damage the inner wires and lead to failures.
- Make sure that the cables are not under tensile load, as this can damage the insulation and the wires inside the cable.
- Ensure that cables are not laid in areas where they can be easily damaged mechanically.
- Cables should not be used in environments with extremely high or very low temperatures. Observe the product information on the maximum operating temperature of the cable
- Check cables regularly for visible damage such as cracks, kinks or signs of wear. Defective cables should be replaced immediately to avoid failures, short circuits or even electric shocks.

EU responsible person

EU based economic operator ensuring the product complies with the required regulations.

ASSMANN Electronic GmbH
Auf dem Schüffel 3
Lüdenscheid, Germany
https://www.assmann.com
info@assmann.com