

DIGITUS 1 Port zu 2 Port Fast Ethernet PoE+ Repeater, 802.3 af/at

DN-95122

EAN 4016032365327



Fast Ethernet PoE Extender 1-port PoE in / 2-port PoE out IEEE802.3af/at

The DIGITUS® Fast Ethernet repeater supports the latest network cable and network technology to extend your 100-meter Ethernet signal up to 300 meters by cascading the repeaters. The DN-95122 is self powered by PoE, so there is no additional power supply on the Repeater side needed. This enables you to use the device even where no power lines or outlets are available. You can greatly extend the transmission distance and providing PoE at the same time. It is a perfect, inexpensive and time saving solution for security surveillance and network projects.

Extend your 100m Ethernet signal up to 300 meters!

- Ethernet IEEE802.3 / 802.3u / IEEE802.3 af/at
- Ethernet speed: 10/100Mbps Fast Ethernet
- Transmission range up to 300m by cascading the repeaters.
- PoE - Power over Ethernet

- No additional power supply unit required
- Operating temperature: -40°C to 75°C
- Dimensions (L x W x H): 103 x 82 x 25mm
- Weight: 195g

Attributes

- Industrial usage: no
- Managed: no
- Outdoorsuitable: no
- PoE (Power over Ethernet): no
- Protection against vandalism: no
- VLAN: no

Package contents




- Fast Ethernet PoE Repeater
- Manual
- Mounting brackets

Logistics

	Number (pcs)	Weight (kg)	Depth (cm)	Width (cm)	Height (cm)	cm³
Packaging Unit Carton	40	16.00	40.00	66.00	36.00	95.04
Packaging Unit Inside	1	0.40	12.20	16.70	7.40	1,507.68
Packaging Unit Single	1	0.40	12.20	16.70	7.40	1,507.68
Net single without Packaging	0	0.20	8.20	10.30	2.50	211.15

More images:





Safety notes

- This product is intended for indoor use only.
- Read all instructions and follow all warnings and instructions on the device.
- Do not place this appliance on an unstable surface (such as a trolley, stand, table, etc.).
- Do not use this appliance near water.
- Do not place this appliance near or above a radiator.
- The housing is equipped with openings for heat dissipation and ventilation. To prevent overheating during operation, the ventilation openings must not be blocked or covered.
- Do not place the appliance on a soft surface (e.g. bed, sofa, blanket, etc.). This will block the ventilation.
- The appliance must not be installed in a closed environment if adequate ventilation is not guaranteed.
- Do not spray any liquids onto the appliance.
- Disconnect the mains plug before cleaning. Do not use any liquid or foam cleaners.
- Clean the appliance with a damp cloth.
- Connect the device according to the power supply on the rating plate.
- To prevent damage to the appliance, it is important that all appliances are properly earthed.
- Do not place any objects on the power cable and lay it in such a way as to avoid tripping hazards.
- Use a surge protector, a regulator or an uninterruptible power supply (UPS) to protect your system from sudden, temporary and reduced power.
- Secure the system cable and mains cable properly and ensure that no objects are pressing on the cable.
- Do not insert any objects into the appliance through the openings in the housing. There is a risk of a short circuit, which can lead to fire or electric shock.
- Do not attempt to repair the appliance yourself. Always contact an authorized customer service centre.
- If any of the following conditions occur, unplug the appliance and return it to an authorized service centre for repair
- The mains cable, power supply unit or plug for the power supply is damaged or worn;
- Liquid has penetrated the appliance;
- The device has been exposed to rain or water;
- The device has been dropped or the housing has been damaged;
- The function of the device has obviously changed;
- The appliance cannot be operated as described in the operating instructions.

EU responsible person

EU based economic operator ensuring the product complies with the required regulations.

ASSMANN Electronic GmbH
Auf dem Schüffel 3
Lüdenscheid, Germany
<https://www.assmann.com>
info@assmann.com