

DIGITUS® CAT 6A S/FTP patch cable

DK-1644-A-020/R
 EAN 4016032327400



CAT 6A S-FTP patch cord, Cu, LSZH AWG 26/7, length 2 m, color red

The DIGITUS® Category 6A Class EA patch cables are manufactured and tested according to the ISO/IEC 11801 and DIN EN 50173 CAT 6A standard. They guarantee that the cable installation complies with the ISO & EN Channel specification and offer excellent performance in DIGITUS® CAT 6A cabling. The performance has been tested up to 500 MHz, including performance characteristics such as near-end crosstalk ("NEXT"). The DIGITUS® patch cables have been specially developed to fully meet all requirements in the various application areas. Each cable is equipped with a molded anti-kink grommet with strain relief. The grommet also has a latching lever protection, which prevents the cable from snagging and the latching lever from breaking off the plug. The yellow coloring of the plugs makes it easy to identify category 6A.

Future-oriented standards and high-end quality for your network.

- 2x RJ45 plug (8P8C)
- Hoods with bend protection, strain relief and latching lever protection

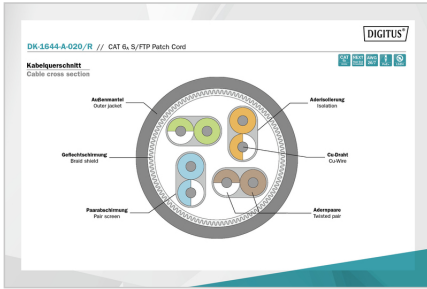

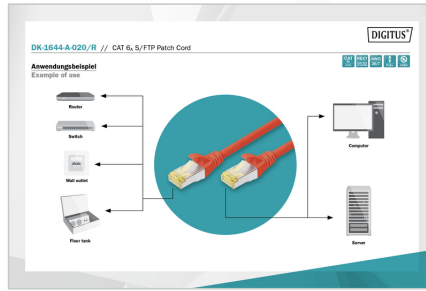
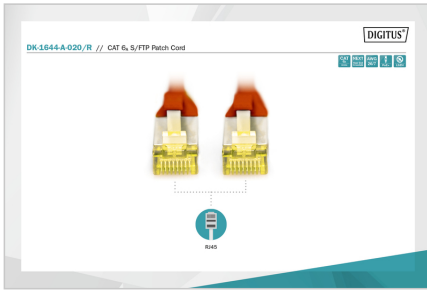
- Length designation on the hoods
- Inner conductor: Copper (Cu)

Attributes

- Assortment: Twisted Pair Patch Cables
- Configuration: 1:1
- Connector 1: Modular RJ45 (8/8) plug
- Connector 2: Modular RJ45 (8/8) plug
- Packaging: DIGITUS Polybag
- Category: CAT 6A
- Shielding: S-FTP, pairs in metal foil and braid shielding
- Length: 2 m
- Color: red
- Jacket: LSOH
- Slim Version: no
- Structure: 4 x 2 AWG 26/7, twisted pair
- Flat Version: no

Logistics						
	Number (pcs)	Weight (kg)	Depth (cm)	Width (cm)	Height (cm)	cm ³
Packaging Unit Carton	100	8.60	40.00	31.00	30.00	37.20
Packaging Unit Inside	1	0.06	16.00	30.00	36.00	17.28
Packaging Unit Single	1	0.09	1.60	14.00	25.00	560.00
Net single without Packaging	0	0.07	200.00	1.17	1.27	297.18

More images:



Safety notes

- When plugging and unplugging the cable, only grasp the plug and do not pull directly on the cable.
- Cables must not be kinked sharply or bent at tight angles, as this can damage the inner wires and lead to failures.
- Make sure that the cables are not under tensile load, as this can damage the insulation and the wires inside the cable.
- Ensure that cables are not laid in areas where they can be easily damaged mechanically.
- Cables should not be used in environments with extremely high or very low temperatures. Observe the product information on the maximum operating temperature of the cable
- Check cables regularly for visible damage such as cracks, kinks or signs of wear. Defective cables should be replaced immediately to avoid failures, short circuits or even electric shocks.

EU responsible person

EU based economic operator ensuring the product complies with the required regulations.

ASSMANN Electronic GmbH
 Auf dem Schüffel 3
 Lüdenscheid, Germany
<https://www.assmann.com>
info@assmann.com