DIGITUS® FTTx Installation Kit, pre-terminated on both ends, 4 fibers, LC/APC, 50 m

DN-958050

EAN 4016032511663



FTTx-Installation kit, SM G657A2, 50 m, CPR B2ca 4F, LC/APC, Pre-terminated cable ends

The DIGITUS FTTH Installation Kit was developed for fiber-optic connections in residential and commercial properties and is suitable for both establishing new subscriber connections and expanding existing FTTH networks. The kit includes a 4-fiber FTTH drop cable, a matching fiber-optic junction box, and the necessary installation components. The cable is already equipped with LC/APC connectors at one end. The opposite end features pre-assembled ferrules onto which the corresponding connector housings can be mounted after the cable has been laid. The fiber-optic junction box serves as the designated termination point for the in-building cabling and acts as the interface for the connection to the fiber-optic router or ONT. The connected end devices can be integrated into the fiber-optic network using a suitable patch cable. The installation kit is particularly suitable for retrofitting apartments with fiber-optic connectivity, modernizing existing building installations, and expanding subscriber connections in multi-family dwellings. With four available fibers, it also offers capacity for various connection configurations and future network requirements.

This compact FTTH kit, featuring fiber-optic cable pre-terminated at both ends, is ideal for installing high-speed fiber-optic connections inside the home for what is known as Layer 4.

- FTTH connection box:
- Suitable for wall and DIN rail mounting
- 2x LC-APC Duplex Fiber Optic Connector with Shutter
- The clutch shutter protects against lasers and dust
- Adapter Type: LC/APC Duplex
- Number of ports: 4
- Number of equipped ports: 2
- Integrated Splice Cassette
- Smooth cable feed
- Color: White
- Operating temperature: -40 to +65 C
- Material: ABS
- FTTH drop cable:
- 4 fibers, 9/125 µm, G.657A2, bend-optimized
- Cable length: 30 m
- Cable diameter: 2.4 mm
- 900 µm buffer, easily removable
- Aramid Strain Relief
- LSOH outer jacket, white
- Cable Construction: I-V(ZN)H
- CPR Class: B2ca
- Operating and Storage Temperature (🄱): -15 to +70
- Installation Temperature Range (🄱): -10 to +60

Package contents

- FTTx Installation Kit, pre-terminated on both ends, 4 fibers, LC/APC, 50 m
- Installation Supplies (Screws and Anchors)

Logistics

	Number (pcs)	Weight (kg)	Depth (cm)	Width (cm)	Height (cm)	cm³
Packaging Unit Carton	16	1.04	50.00	50.00	23.00	57,500.00
Packaging Unit Inside	1	0.07	0.00	0.00	0.00	0.00
Packaging Unit Single	1	0.07	23.80	23.80	5.00	2,832.20
Net single without Packaging	1	0.29	16.50	16.50	3.60	0.00

Druckfehler, Irrtümer und technische Änderungen sind vorbehalten. | Printing errors, falsities and technical changes remain reserved.

More images:










Safety notes

- Avoid direct contact with light sources: Fiber optic cables, especially those with active light sources such as lasers (e.g. in optical communication systems), can emit dangerous radiation that can damage
- eyes. Take care never to look directly into the light of an optical fiber, even if the light source is invisible to the naked eye.
- When working with fiber optic cables, especially during tests or when working with lasers, protective goggles should always be worn to protect against harmful radiation.
- When plugging and unplugging the cable, only grasp the plug and do not pull directly on the cable.
- Do not kink or crush: Fiber optic cables are sensitive to mechanical stress.
- To protect cables from physical damage, they should be laid in special ducts or with protective materials
- Keep cable connectors clean: Fiber optic cables are sensitive to dust and dirt. Even small particles on the connectors can severely impair the signal quality.
- Cables should not be used in environments with extremely high or very low temperatures. Observe the product information on the maximum operating temperature of the cable
- Check cables regularly for visible damage such as cracks, kinks or signs of wear. Defective cables should be replaced immediately.

EU responsible person

EU based economic operator ensuring the product complies with the required regulations.

ASSMANN Electronic GmbH
Auf dem Schüffel 3
Lüdenscheid, Germany
https://www.assmann.com
info@assmann.com