DIGITUS® Server cabinet Unique Server-N series - 600x1000 mm (WxD)

DN-31300

EAN 4016032505044



26U server cabinet, Unique Server-N 1342x600x1000 mm, grey (RAL 7035)

The server cabinets in the Unique Server-N series have been designed and produced for particularly convenient and flexible network cabling. Sophisticated optimizations offer market-compliant stability with maximum flexibility. A modular base chassis, which can be opened using screwed 483 mm (19") blind panels, offers sufficient space for cables of all kinds. There are also cable inlets with brushes at the rear of the floor chassis. Generous vertical cable ducts with cable routing aids and covers, installed in the front (from 800 mm enclosure width), as well as integrated holders for socket strips in the rear enclosure area, perfectly round off the versatile features of the server enclosure. Perforated steel doors, both at the front and rear, ensure improved air circulation and therefore optimum passive cooling. Two pairs of cranked and galvanized 483 mm (19") profile rails, labelled with height units that can be read in opposite directions, are installed inside. They are infinitely adjustable and are connected to additional depth struts in the cabinet. Each enclosure is a robust steel construction made from sheet steel up to 1.5 mm thick. The coloring takes the form of electrostatic powder coating in the standard colors grey (RAL 7035) and black (RAL 9005). Modular lockable and removable side panels and doors improve accessibility. Door hinges can be changed. Furthermore, the cabinets can be completely dismantled if required thanks to the demountable design.

The DIGITUS® server cabinets of the Unique Server-N series combine maximum stability with optimum flexibility in cable management, for the high demands of modern IT infrastructure with a wide variety of application scenarios.

- Protection class IP20
- Protection class (IK impact resistance level): IK07
- Front and rear door made of 70% perforated steel
- Swivel handle with profile half-cylinder lock incl. type 333 key on the front and rear door
- 1-point locking on all doors
- Removable side panels with type 333 sash lock and additional snap lock
- Incl. 4 levelling feet M10, enclosed
- 483 mm (19") profile rails mounted at the front and rear inside the enclosure, infinitely adjustable
- 483 mm (19") profile rails are galvanized and numbered in opposite directions to the height units
- 483 mm (19") profile rails are connected to depth struts for increased stability
- High load capacity of the 483 mm (19") profile rails of up to 1200 kg
- Installation depth for components min.-max.: 688-943 mm
- Modular, openable base chassis with removable 19" blind panels (450 x 670 mm)
- Cable inlets in the base: 400 x 170 mm (rear)
- Integrated PDU holders in the rear cabinet area on the left and right
- Roof is prepared to accommodate a fan unit and an attached, removable cover
- Earthing points in the cabinet and on removable doors/walls
- Ready for immediate use: Delivery is assembled (cabinet can be completely dismantled if required)

Attributes

- Cabinet type: Server cabinet
- Color: light grey, RAL 7035
- Depth: 1000 mm
- Front door: Steel door, perforated, single opening
- Load capacity: 1500 kg
- Rear door: Steel door, perforated, single opening
- Side panels: Both sides
- Units: 26
- Width: 600 mm
- IP protection class: IP20
- Mounted: yes

Package contents

- Earthing cable set
- Installation set (screws, cage nuts, washers)
- 2 x key
- 4 x leveling foot, M10

Logistics						
	Number (pcs)	Weight (kg)	Depth (cm)	Width (cm)	Height (cm)	cm³
Packaging Unit Carton	1	78.00	105.00	65.00	139.20	950,040.00
Packaging Unit Inside	1	78.00	105.00	65.00	139.20	950,040.00
Packaging Unit Single	1	78.00	105.00	65.00	139.20	950,040.00
Net single without Packaging	1	77.00	100.00	60.00	134.20	0.00

More images:











Safety notes

- Ensure adequate ventilation to prevent the installed devices from overheating.
- Network cabinets should not be overfilled and the ventilation openings must not be blocked.
- Cables should be laid neatly and organized in cable ducts or trays.
- Use surge protection devices to protect sensitive devices from power surges or lightning strikes.
- Avoid moisture or wetness while observing the respective IP protection class.
- Ensure that the cabinet and the devices used are properly earthed.
- In regions with frequent thunderstorm activity, professional lightning protection should be integrated into the power supply.
- To avoid uneven loading, always mount the heaviest units at the bottom of the cabinet.
- Disconnect the installed devices from the power supply during maintenance or installation work.

EU responsible person

EU based economic operator ensuring the product complies with the required regulations.

ASSMANN Electronic GmbH
Auf dem Schüffel 3
Lüdenscheid, Germany
https://www.assmann.com
info@assmann.com