DIGITUS® Video Wall Controller, 4 Displays, 4K/30Hz

DS-55358

EAN 4016032501961



HDMI Video Wall Controller, 4 Displays 4K/30Hz, HDMI, USB-C, Black

The video wall controller enables the impressive presentation of a video wall of up to four 4K UHD displays. Thanks to the flexible display formations (1x1, 2x1, 3x1, 4x1, 1x2, 1x3, 1x4, 2x2), you can customize your setup - ideal for professional presentations, advertising displays or surveillance applications. The high-resolution signal processing ensures a maximum input resolution of 4K/60Hz via HDMI (DMI 2.0) or USB-C (DP 1.2a). The video wall is output in 4K/30Hz via HDMI, guaranteeing razor-sharp images. An integrated audio extractor enables separate output of the audio signal via 3.5 mm analog stereo or digital S/PDIF - perfect for external speakers. Thanks to 180° image rotation, the video wall can also be used for ceiling installations, while the intuitive control via remote control, directly on the device or via RS232 interface offers maximum ease of use. The resolutions of the displays can also be easily changed. The compact design and the option of wall mounting make the controller the ideal solution for versatile applications in the professional sector.

Combine a video wall of 4 interconnected 4K UHD displays (HDMI) - 8 different display formations possible

- Maximum resolution input signal: 4K/60Hz
- Maximum resolution output signal (video wall mode): 4K/30Hz
- HDMI 2.0
- HDCP 2.2
- DP 1.2a
- Video bandwidth: 18 Gbps
- Max. HDMI cable length (input/output): 4K/60Hz - 8 m, 4K/30Hz - 10 m , 1080p/60Hz - 15 m
- Rear connections:
- 1x HDMI input (HDMI 2.0, 4K/60Hz) - Signal source connection
- 1x USB-C input (DP 1.2a, 4K/60Hz) - Signal source connection
- 4x HDMI output (HDMI 2.0, 4K/30Hz) - Display connection
- 1x 3.5 mm stereo output, analog - Separate audio output via loudspeaker
- 1x S/PDIF output, digital - Separate audio output via speakers
- 1x IR extension - extension cable for the Video Wall Controller remote control (if front panel IR receiver is covered during installation)
- 1x RS232 Pass Through - control of connected devices
- 1x power supply connection (DC 12V/1A) - external power supply connection
- Buttons/LED display front panel:
- 1x on/off switch
- 4x status LED
- 1x IR receiver - Vide Wall Controller control via supplied remote control
- 2x signal source switch (HDMI or USB-C)
- 1x video wall mode switch - switch between the 8 different screen formations
- 1x output resolution switch - Conveniently change the resolution of the output displays
- Operating temperature: 0° - 40° C
- Power consumption: approx. 5.5 W
- Dimensions: L 10.0 x W 22.0 x H 3.0 cm
- Weight: 590 g
- Housing: Metal
- Color: Black

Attributes

- HDTV Standard: Ultra HD 4K
- Resolution max.: 3840 x 2160 Pixel, 30Hz
- Number of input ports: 1
- Number of output ports: 4
- Signal input: HDMI, USB-C
- Signal output: HDMI
- Video connection ports: HDMI

Package contents

- 1x Video Wall Controller
- 1x Remote control (CR2025 button cell included)
- 1x Mains adapter, EU plug (12V/1A, 1.2 m)
- 1x IR extension cable (1.5 m)
- 1x RS232 Terminal block
- 1x Mounting material
- 1x Operating instructions

Logistics						
	Number (pcs)	Weight (kg)	Depth (cm)	Width (cm)	Height (cm)	cm³
Packaging Unit Carton	10	10.50	30.00	42.50	38.00	48,450.00
Packaging Unit Inside	1	1.05	0.00	0.00	0.00	0.00
Packaging Unit Single	1	1.05	18.00	28.00	8.00	4,032.00
Net single without Packaging	1	0.59	10.00	22.00	3.00	0.00

More images:







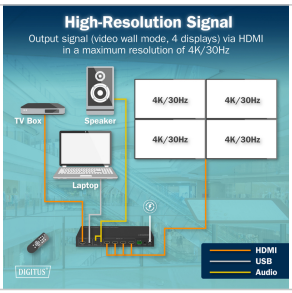



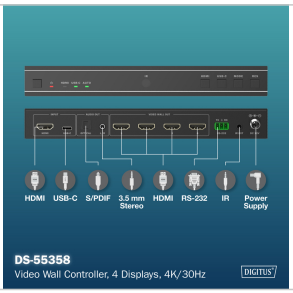

Safety notes

- If the device is powered by a plug-in power supply, ensure that the power adapter is connected correctly and meets the specified requirements (e.g. voltage and current).
- Only use certified CAT5e or CAT6 cables to ensure stable signal transmission.
- For particularly long cable runs or in environments prone to interference, it is recommended to use shielded network cables.
- Make sure that all connections are tight and secure to avoid loose contacts that could affect the signal quality. Make sure that the HDMI and Ethernet connections are properly connected.
- Make sure that the CAT cable is not laid close to high-voltage lines or other strong sources of electromagnetic interference in order to avoid signal interference.
- Only operate the device within the specified temperature range.
- Do not use the device outdoors or in damp or wet environments
- Check all connections and cables regularly for wear or damage. Cables and connections can wear out, especially with frequent use or long installations, which can lead to poor signal quality or system failure.

EU responsible person

EU based economic operator ensuring the product complies with the required regulations.

ASSMANN Electronic GmbH
Auf dem Schüffel 3
Lüdenscheid, Germany
https://www.assmann.com
info@assmann.com