

DIGITUS HDMI IP Extender Set, 4K/60Hz

DS-55351

EAN 4016032501893



HDMI IP Extender Set, 4K/60Hz 120/200 m, One-to-Many, CAT, Black

The HDMI IP Extender Set, 4K/60Hz enables the transmission of HDMI AV signals in ultra-high-resolution 4K quality (4096x2160p at 60Hz) over long distances of up to 200 meters - thanks to the powerful point-to-point connection via a CAT6 network cable or higher. Expansion via IP allows the system to be scaled flexibly and supports up to 253 receivers (displays) for point-to-multipoint transmission. In addition, the existing 1G network infrastructure can be used so that an unlimited signal range is possible through cascading via network switches. For even greater flexibility, additional receivers (RX) are available separately (model: DS-55352). The excellent picture quality is always maintained: Thanks to a low latency of just 150-220 ms, transmission is smooth and razor-sharp in UHD. Another practical feature is the integrated IR interface, which enables remote control of the input source directly from the output screen. The device is also suitable for wall mounting, which allows for space-saving installation. Ideal for professional AV applications, home cinema setups or use in companies - this HDMI IP extender set combines the highest transmission quality with maximum flexibility.

Enables HDMI AV signal transmission in UHD resolution (4K/60Hz) over a distance of up to 200 m in point-to-point connection via a CAT6 (or higher) network cable

- Max. Resolution: Ultra HD 4K/60Hz (4096x2160p)
- Max. Range point-to-point connection: 200 m
- Max. Range point-to-multipoint connection: 120 m
- Max. Cascading range per section: 120 m
- Supports CAT6 or higher network cables
- HDMI 2.0
- HDCP 2.2 / 1.4
- Max. Video bandwidth: 18 Gbps
- Latency: 150-220 ms (4K/60Hz), 80-130 ms (Full HD)
- Suitable for wall mounting
- Supports up to 253 receiver units
- Protection against short circuit, overvoltage, ESD (electrostatic discharge)
- Transmitter unit (TX) connections:
 - 1x HDMI input (4K/60Hz) - Signal source connection

- 1x RJ45 output (Gigabit Ethernet) - CAT transmission cable connection
- 1x IR output -reception of the IR signal
- 1x Power supply connection (DC 5V/1A) - external power supply connection
- 1x Micro USB - FW Update Port
- 1x Reset button
- 3x Status LED
- Receiver unit connections (RX):
 - 1x HDMI output (4K/60Hz) - Display connection
 - 1x RJ45 input (Gigabit Ethernet) - CAT transmission cable connection
 - 1x IR input - forwarding of the IR signal
 - 1x power supply connection (DC 5V/1A) - external power supply connection
 - 1x Micro USB - FW Update Port
 - 1x Reset button
 - 3x Status LED
- Operating temperature: -20° - 60° C
- Power consumption: TX approx. 3.5 W, RX approx. 2.5 W
- Dimensions (1 unit): L 9.7 x W 9.4 x H 2.4 cm
- Weight: TX 156 g, RX 154 g
- Housing: Metal
- Color: Black

Attributes

- HDTV Resolution max.: 4096 x 2160 Pixel, 60Hz
- HDTV Standard: Ultra HD 4K
- Category: CAT 6
- Distance: 200 m
- KVM: no
- PoE (Power over Ethernet): no
- Transmission technology: IP
- Video connection ports: HDMI

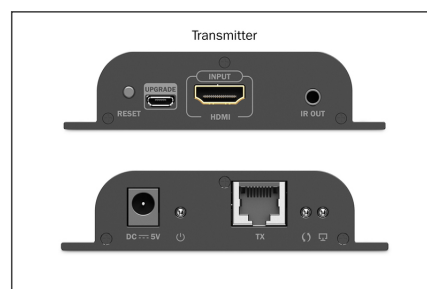
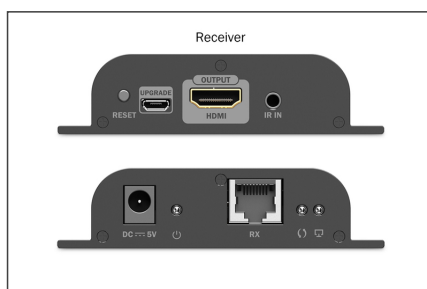

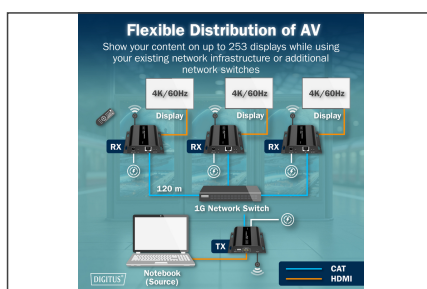
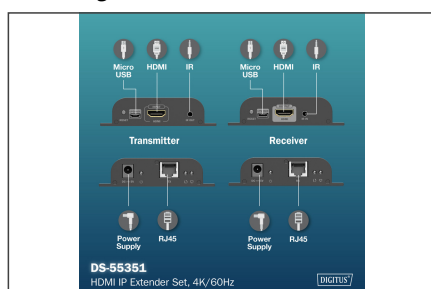
Package contents

- 1x Transmitter unit
- 1x Receiver unit
- 2x Mains adapter, EU plug (DC 5V/1A, 1.5 m)
- 2x IR cable/extension (1.0 m)
- 1x Operating instructions

Logistics

	Number (pcs)	Weight (kg)	Depth (cm)	Width (cm)	Height (cm)	cm ³
Packaging Unit Carton	20	12.40	4.25	3.15	4.20	56.23
Packaging Unit Inside	1	0.62	0.00	0.00	0.00	0.00
Packaging Unit Single	1	0.62	19.90	14.90	8.00	2,372.08
Net single without Packaging	1	0.31	9.70	9.40	2.40	0.00

More images:



Safety notes

- If the device is powered by a plug-in power supply, ensure that the power adapter is connected correctly and meets the specified requirements (e.g. voltage and current).
- Only use certified CAT5e or CAT6 cables to ensure stable signal transmission.
- For particularly long cable runs or in environments prone to interference, it is recommended to use shielded network cables.
- Make sure that all connections are tight and secure to avoid loose contacts that could affect the signal quality. Make sure that the HDMI and Ethernet connections are connected correctly.
- Make sure that the CAT cable is not laid near high-voltage power lines or other strong sources of electromagnetic interference to avoid signal interference.
- Only operate the device within the specified temperature range.
- Do not use the device outdoors or in damp or wet environments
- Check all connections and cables regularly for wear or damage. Cables and connections can wear out, especially with frequent use or long installations, which can lead to poor signal quality or system failure.

EU responsible person

EU based economic operator ensuring the product complies with the required regulations.

ASSMANN Electronic GmbH
Auf dem Schüffel 3
Lüdenscheid, Germany
<https://www.assmann.com>

info@assmann.com