DIGITUS® HDMI Fiber KVM IP Receiver, 4K/60Hz

DS-55349

EAN 4016032501879



HDMI Fiber Receiver for DS-55348 4K/60Hz, 40 km/300 m, IP 1G, Black

The HDMI Fiber KVM IP Receiver is the ideal solution for professional AV applications where high-resolution content needs to be reproduced on multiple displays over long distances. In combination with the HDMI Fiber KVM IP Extender Set (DS-55348), this receiver enables a flexible point-to-multipoint connection with the option of integrating up to 253 receivers into the network. This makes the system perfect for digital signage, control rooms, conference environments or industrial applications that require reliable and low-latency video transmission. Thanks to the compatible SFP modules (LC Singlemode DN-81002, LC Multimode DN-81000) and the support of LC and SC SFP modules, the receiver can be used with various singlemode and multimode fiber optic cables. This ensures maximum flexibility and easy integration into existing network infrastructures. An outstanding feature of this receiver is the high-quality image transmission in 4K UHD at 60 Hz (3840x2160p). With a minimum latency of just 80 to 140 ms, content is transmitted with virtually no delay, which is particularly important in areas such as live broadcasts or interactive applications. In addition, the receiver has a KVM function that enables the connection of a mouse and keyboard to control the signal source directly. The 3.5 mm stereo connection, which enables separate audio transmission, provides even greater flexibility. This allows audio signals to be processed and output independently of the video signal.

Expand the HDMI Fiber KVM IP Extender Set (DS-55348) with additional receiver units (253 max.) to play your AV content on multiple displays simultaneously

- Max. Resolution: Ultra HD 4K/60Hz (3840x2160p)
- Max. Range: Singlemode (SM) up to 40 km, multimode (MM) up to 300 m (point-to-point connection)
- HDMI 2.0
- HDCP 2.2 / 1.4
- Max. Video bandwidth: 18 Gbps
- Latency: 80-140 ms
- Max. HDMI cable length: 5 m
- Suitable for wall mounting
- Protection against short circuit, overvoltage, ESD (electrostatic discharge)
- Receiver unit connections (RX):
- 1x HDMI output (4K/60Hz) - Display connection
- 1x SFP input (LC, SC) - SFP module connection
- 2x USB-A (1.1) - Mouse & keyboard connection
- 1x power supply connection (DC 5V/2A) - external power supply connection
- 1x RS232 Pass Through - control of connected devices
- 1x Micro USB - FW Update Port
- 1x 3.5 mm stereo audio output - separate audio output
- 1x reset button
- 3x status LED
- Compression: H.265
- Operating temperature: -10° - 50° C
- Power consumption: approx. 7.5 W
- Dimensions: L 10.6 x W 10.3 x H 2.6 cm
- Weight: 303 g
- Housing: Metal
- Color: Black

Attributes

- HDTV Standard: Ultra HD 4K
- Resolution max.: 3840 x 2160 Pixel, 60Hz
- Distance: 40000 m
- KVM: yes
- PoE (Power over Ethernet): no
- Transmission technology: Fiber
- Video connection ports: HDMI

Package contents

- 1x receiver unit
- 1x mains adapter, EU plug (DC 5V/2A, 1.2 m)
- 1x mounting material (wall mounting brackets, screws)
- 1x RS232 terminal block
- 1x earthing screw
- 1x operating instructions

Logistics						
	Number (pcs)	Weight (kg)	Depth (cm)	Width (cm)	Height (cm)	cm³
Packaging Unit Carton	20	14.16	42.00	31.50	42.50	56,227.50
Packaging Unit Inside	1	0.71	0.00	0.00	0.00	0.00
Packaging Unit Single	1	0.71	20.00	15.00	8.00	2,400.00
Net single without Packaging	1	0.30	10.60	10.30	2.50	0.00

More images:









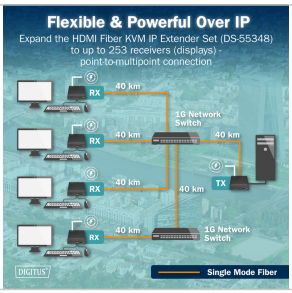



Safety notes

- If the device is powered by a plug-in power supply, ensure that the power adapter is connected correctly and meets the specified requirements (e.g. voltage and current).
- Only use certified CAT5e or CAT6 cables to ensure stable signal transmission.
- For particularly long cable runs or in environments prone to interference, it is recommended to use shielded network cables.
- Make sure that all connections are tight and secure to avoid loose contacts that could affect the signal quality. Make sure that the HDMI and Ethernet connections are connected correctly.
- Make sure that the CAT cable is not laid near high-voltage power lines or other strong sources of electromagnetic interference to avoid signal interference.
- Only operate the device within the specified temperature range.
- Do not use the device outdoors or in damp or wet environments
- Check all connections and cables regularly for wear or damage. Cables and connections can wear out, especially with frequent use or long installations, which can lead to poor signal quality or system failure.

EU responsible person

EU based economic operator ensuring the product complies with the required regulations.

ASSMANN Electronic GmbH
Auf dem Schüffel 3
Lüdenscheid, Germany
https://www.assmann.com
info@assmann.com