DIGITUS® Network cabinet Varioflex-N Series - 800x800 mm (WxD)

DN-43000

EAN 4016032486916



42U network cabinet, Varioflex-N, 800 x 800 mm, gr single glass front- and double steel rear door

The network cabinets from the Varioflex-N series were designed and produced for optimum cabling of network components. Clever optimizations offer market-compliant stability with maximum flexibility. A modular floor structure that can be opened by means of bolted 483 mm (19") blank panels offers plenty of space for cables of all kinds. Furthermore, there are two cable inlets with brushes at the top and bottom of the cabinet, as well as another at the back of the floor structure. The versatile features of the network cabinet are perfectly completed by generous vertical cable channels with plastic cable guides and trim panel, built into the front. An offset, removable cover with ventilation slits ensures enhanced air circulation. This features a special design for easy mounting of a fan module. Integrated inside the cabinet are four cranked, galvanized 483 mm (19") profiles, which are connected to the base frame of the cabinet at several points using depth bars. The depth is adjustable, and they have markings for the respective rack unit, which can be read in both directions. Each cabinet is made of up to 1.5 mm thick sheet steel. Coloring is done with electrostatic powder coating in the standard colors gray (RAL 7035) or jet black (RAL 9005). Side walls and doors that can be locked or removed in a modular design improve accessibility. The door hinges can be switched. Furthermore, the cabinets can be completely dismantled if necessary due to their collapsible design.

The Varioflex-N series has been designed and manufactured for the high demands of IT infrastructure. It offers maximum stability and flexibility in a wide range of usage scenarios.

- Protection type IP20
- Front door consists of full metal frame with 4 mm thick tempered glass
- Steel rear door, double folding
- Swing handle with profile half-cylinder lock incl. key on front and rear doors
- 120° door opening angle
- Side sections can be locked and removed
- incl. 4 levelling feet, which are already fitted under the cabinet
- 483 mm (19") profile rails mounted on the front and rear of the cabinet, galvanized
- 483 mm (19") profile rails are connected to the main frame by depth bars at 4 points each on the left and right
- 483 mm (19") profile rails are adjustable in depth and have markings for the rack units
- 483 mm (19") profile rails with high load capacity of up to 1200 kg
- Installation depth for components min. - max.: 290-570 mm
- Roof is set up to accommodate a fan unit and an attached, removable cover
- Modular, openable base chassis with removable 19" blank panels
- Generously dimensioned vertical cable channels with cable routing and trim panel built into the front panel
- Cable inlets in base and roof with brush strip left and right (90 x 550 mm)
- Numerous plug-in earthing points for earthing cables (Faston connector)
- Delivered fully assembled
- Product dimensions (H x W x D): 2022.6 x 800 x 800 mm

Attributes

- Cabinet type: Network cabinet
- Color: light grey, RAL 7035
- Depth: 800 mm
- Front door: Glass door, single opening
- Load capacity: 1200 kg
- Rear door: Steel door, closed, double opening
- Side panels: Both sides
- Units: 42
- Width: 800 mm
- IP protection class: IP20
- Mounted: yes

Package contents

- Earthing cable set
- Installation set (screws, captive nuts, washers)
- 2 x keys

Logistics						
	Number (pcs)	Weight (kg)	Depth (cm)	Width (cm)	Height (cm)	cm³
Packaging Unit Carton	1	118.00	83.50	82.50	205.20	1,413,570.00
Packaging Unit Inside	1	118.00	83.50	82.50	205.20	1,413,570.00
Packaging Unit Single	1	118.00	83.50	82.50	205.20	1,413,570.00
Net single without Packaging	1	109.00	80.00	80.00	202.30	0.00

More images:













Safety notes

- Ensure adequate ventilation to prevent the installed devices from overheating.
- Network cabinets should not be overfilled and the ventilation openings must not be blocked.

- Cables should be neatly routed and organized in cable ducts or trays.
- Use surge protection devices to protect sensitive devices from power surges or lightning strikes.
- Avoid moisture or wetness while observing the respective IP protection class.
- Ensure that the cabinet and the devices used are properly earthed.
- In regions with frequent thunderstorm activity, professional lightning protection should be integrated into the power supply.
- To avoid uneven loading, always mount the heaviest units at the bottom of the cabinet.
- Disconnect the installed devices from the power supply during maintenance or installation work.

EU responsible person

EU based economic operator ensuring the product complies with the required regulations.

ASSMANN Electronic GmbH
Auf dem Schüffel 3
Lüdenscheid, Germany
https://www.assmann.com
info@assmann.com