

DIGITUS 8- Port Gigabit PoE Networkswitch, Desktop, unmanaged, 60 W, af/at

DN-95357

EAN 4016032485926



8+2 Port GE PoE Switch 8 Port PoE 802.3at, 10/100/1000 Mbps + 2 Port GE

DN-95357 has a CCTV function for 250 meters of ultra-long-distance transmission. Users can choose to turn on or off the CCTV function. Improve network security and restrain network storms, facilitate management and maintenance, and meet the networking and access requirements of enterprises, communities, hotels, office networks, and campus networks.

CCTV function for 250 meters of ultra-long-distance transmission

- Interface: 10/100/1000Mbps auto-negotiation RJ45 port
- PoE standard: IEEE802.3af/at
- PoE port: 1~8
- PoE total: 60W
- Power supply: 65W
- Key function: CCTV
- PoE port output: Max 30W
- RJ45 PoE power supply: Mode A Anode1/2 Cathode3/6
- Indicator: PWR Green, LNK/ACT Green PoE Orange
- Network media: 10BASE-T: UTP category 3,4,5 cable $\leq 100m$
- 100BASE-TX: UTP category 5, 5e cable $\leq 100m$
- 1000BASE-T: UTP category 5, 5e cable $\leq 100m$
- MAC Address Table: 2K, Automatic study, automatic updates

- jumbo frame: 9216Bytes
- Packet buffer: 2Mbit
- Transfer Mode: Store-and-forward
- Packet Forward Speed: 14.88Mpps
- Bandwidth: 20Gbps
- Device Dimension: 168*93*32mm
- green energy saving: Support IEEE802.3az
- mains input: 100~240V AC, 50/60Hz
- Operating Temperature: 0°C ~ 40 °C
- Storage Temperature: -40 °C ~ 70 °C
- Operating Humidity: 10% ~ 90% non-condensing
- Storage Humidity: 5% ~ 90% non-condensing
- Surge Protection: Common mode $\pm 2KV$, differential mode $\pm 1KV$
- MTBF: >50000 hour
- Electrostatic standard: Contact $\pm 6KV$, air $\pm 8KV$

Attributes




- Industrial usage: no

Package contents

- PoE Switch
- User Guide
- Power Cord

| Logistics | | | | | | |
|------------------------------|--------------|-------------|------------|------------|-------------|-----------------|
| | Number (pcs) | Weight (kg) | Depth (cm) | Width (cm) | Height (cm) | cm ³ |
| Packaging Unit Carton | 10 | 10.33 | 46.00 | 25.40 | 41.40 | 48,371.80 |
| Packaging Unit Inside | 1 | 1.03 | 0.00 | 0.00 | 0.00 | 0.00 |
| Packaging Unit Single | 1 | 1.03 | 23.70 | 19.20 | 8.70 | 3,958.85 |
| Net single without Packaging | 1 | 0.52 | 16.80 | 9.40 | 3.20 | 0.00 |

More images:



Safety notes

- This product is intended for indoor use only.
- Read all instructions and follow all warnings and instructions on the device.
- Do not place this appliance on an unstable surface (such as a trolley, stand, table, etc.).
- Do not use this appliance near water.
- Do not place this appliance near or above a radiator.
- The housing is equipped with openings for heat dissipation and ventilation. To prevent overheating during operation, the ventilation openings must not be blocked or covered.
- Do not place the appliance on a soft surface (e.g. bed, sofa, blanket, etc.). This will block the ventilation.
- The appliance must not be installed in a closed environment if adequate ventilation is not guaranteed.
- Do not spray any liquids onto the appliance.
- Disconnect the mains plug before cleaning. Do not use any liquid or foam cleaners.
- Clean the appliance with a damp cloth.
- Connect the device according to the power supply on the rating plate.
- To prevent damage to the appliance, it is important that all appliances are properly earthed.
- Do not place any objects on the power cable and lay it in such a way as to avoid tripping hazards.
- Use a surge protector, a regulator or an uninterruptible power supply (UPS) to protect your system from sudden, temporary and reduced power.
- Secure the system cable and mains cable properly and ensure that no objects are pressing on the cable.
- Do not insert any objects into the appliance through the openings in the housing. There is a risk of a short circuit, which can lead to fire or electric shock.
- Do not attempt to repair the appliance yourself. Always contact an authorized customer service centre.
- If any of the following conditions occur, unplug the appliance and send it to an authorized service centre for repair
- The mains cable, power supply unit or plug for the power supply is damaged or worn;
- Liquid has penetrated the appliance;
- The device has been exposed to rain or water;
- The device has been dropped or the housing has been damaged;
- The function of the device has obviously changed;
- The appliance cannot be operated as described in the operating instructions.

EU responsible person

EU based economic operator ensuring the product complies with the required regulations.

ASSMANN Electronic GmbH
Auf dem Schüffel 3
Lüdenscheid, Germany

<https://www.assmann.com>
info@assmann.com