DIGITUS® Flexible Cable Tube with Hook and Loop Fastener

DA-90507

EAN 4016032463320



Cable Sock, color black, 2m

The flexible plastic tube lets you organize your cables easily and neatly. It can be individually cut to the length needed and automatically contracts again once it is closed. The hook and loop fastener means that it can be opened and closed whenever needed to add or remove cables. Installation is very simple. Cut the tube to the desired length, insert the cables and close the hook and loop fastener. No more cable clutter or tangles with the neat solution from DIGITUS®.

Can be cut to measure, contracts with hook and loop fastener

- Material: Polyester
- Length: 2 m
- Diameter: 2 - 5 cm
- Color: Black
- Dimensions open: L 200 x W 8.5 x H 0.3 cm
- Weight: 200 g

Attributes

- Vrsta: Kabelska cijev

Package contents

- Flexible cable tube with hook and loop fastener

Logistics

	Number (pcs)	Weight (kg)	Depth (cm)	Width (cm)	Height (cm)	cm³
Packaging Unit Carton	40	9.00	53.00	53.00	18.00	50,562.00
Packaging Unit Inside	1	0.23	14.00	9.00	9.00	1,134.00
Packaging Unit Single	1	0.23	14.00	9.00	9.00	1,134.00
Net single without Packaging	1	0.20	9.00	200.00	0.30	0.00

More images:















Safety notes

- Use only the power supply that is included or specified.
- Use only in dry indoor areas; IP20 means no protection against water.
- Do not use the power supply, cable, or light fixture if they are damaged.
- Do not cover the light; ensure adequate heat dissipation.
- Do not use in damp environments, near water, or outdoors.
- Do not attempt to repair or modify the electrical components yourself.
- Securely attach the light; use the clamp only on suitable tabletops.
- Lay the cables so that there is no risk of tripping, pinching, or tension.
- Do not look directly at the light source from a short distance for an extended period of time.
- Unplug the device from the power source before cleaning it.
- Do not exceed the maximum load capacity.
- Install only on suitable surfaces with sufficient load-bearing capacity.
- Use the included mounting hardware only if it is suitable for the surface; otherwise, select appropriate fasteners.
- Check the screws regularly to make sure they are tight.
- Do not use the product if the mount, screws, clamping mechanism, or straps are damaged.
- Secure installed equipment to prevent it from falling.
- Route the cables so that no tensile forces are applied to the mounting bracket or the device.
- Install only as directed; if in doubt, consult a qualified person.
- Install only under suitable tabletops.
- Specify the maximum load capacity and do not exceed it. If not yet specified, add this information.
- Do not use the drawer or shelf as a handrail, step, or support.
- Check the screws regularly.
- Be aware of pinch points when opening or closing.
- Distribute heavy objects evenly.
- Keep small parts and assembly materials out of the reach of children.
- Install the cable channel/cable guide only as specified in the installation instructions.
- Do not overload the unit; do not loosely insert heavy power supplies or power strips if the mount is not designed to support them.
- Do not kink, crush, or install power lines while they are energized.
- Route cables so that they are not pinched, stretched, or damaged when adjusting the height of desks.
- Ensure adequate ventilation for power supplies and power strips; prevent heat buildup.
- Do not continue to use damaged cables.
- Keep Velcro tape and cable sleeves out of the reach of small children; do not use as toys.
- Avoid sharp edges when cutting.
- Do not exceed the maximum load capacity.
- Use only on a level, non-slip surface.
- Do not use as a ladder, step, play equipment, or carrying aid.
- Do not stand on the seat.
- Because the base is movable/tiltable, make sure it is stable.
- Not suitable for use by children without supervision.
- Before use, check that the seat, footrest, gas spring, and connections are properly installed and undamaged.
- Do not open, heat, damage, or attempt to repair the gas spring on your own.
- Do not continue to use the product if you hear unusual noises, if it feels unstable, or if any parts are damaged.
- Follow the installation instructions.

EU responsible person

EU based economic operator ensuring the product complies with the required regulations.

ASSMANN Electronic GmbH
Auf dem Schüffel 3
Lüdenscheid, Germany
https://www.assmann.com
info@assmann.com