# DIGITUS® 24-port Fast Ethernet PoE network switch, 19-inch, unmanaged, 2 GE uplink ports, SFP, 370 W, af/at

**DN-95343**

**EAN 4016032451242**



**Fast Ethernet PoE Switch 24-port PoE + 2 Combo, 370W PoE budget**

The DIGITUS® Fast Ethernet PoE switches are designed for medium to large network systems. The PoE function and the 19'' size make it easy to integrate into your network. The switches are a great choice to improve the performance and efficiency of your network.

**Integrated Power over Ethernet (PoE) solution for small and medium-sized networks**

- 24 port 10/100Base-TX with PoE support
- 2-Port Combo Gigabit TP/SFP Uplink
- Complies with the network standards IEEE 802.3, IEEE802.3u, IEEE802.3ab, IEEE802.3z, IEEE802.3x, IEEE802.3af, IEEE802.3at
- PoE power output 55V DC voltage, max. 30 W per port
- PoE power supply mode A, PIN 1/2(+), 3/6(-)
- Supports non-blocking, non-head-of-line forwarding
- Store-and-forward technology for optimized data transfer
- Automatic speed and half/full duplex detection/adjustment
- Auto MDI/MDI-X function
- 16K MAC addresses
- Integrated power supply unit
- Power consumption: 390 watts
- Maximum PoE output power: 370 watts
- Power supply: 100 - 240V AC
- Power consumption: 115V 60Hz 11.1W , 230V 50Hz 10.1W

**Attributes**

- Number of ports: 24
- PoE Power budget: 370 W
- PoE standard: IEEE802.3at (PoE+)
- Ethernet speed: Fast Ethernet
- Industrial usage: no
- Installation type: 19 inch, Desktop
- Managed: no
- Number of ports (Uplink): 2
- Outdoorsuitable: no
- PoE (Power over Ethernet): yes
- Protection against vanadlism: no
- Uplink port connection: RJ45/SFP
- VLAN: yes

**Package contents**

- 24-port Fast Ethernet PoE switch
- Quick start guide
- Power cable
- Mounting accessories

**Logistics**

| | Number (pcs) | Weight (kg) | Depth (cm) | Width (cm) | Height (cm) | cm³ |
|---|---|---|---|---|---|---|
| **Packaging Unit Carton** | 3 | 14.00 | 39.00 | 51.00 | 34.00 | 67,626.00 |
| **Packaging Unit Inside** | 1 | 4.67 | 31.50 | 49.30 | 7.20 | 11,181.20 |
| **Packaging Unit Single** | 1 | 4.67 | 31.50 | 49.30 | 7.20 | 11,181.20 |
| **Net single without Packaging** | 1 | 3.60 | 27.00 | 44.00 | 4.00 | 0.00 |

**More images:**






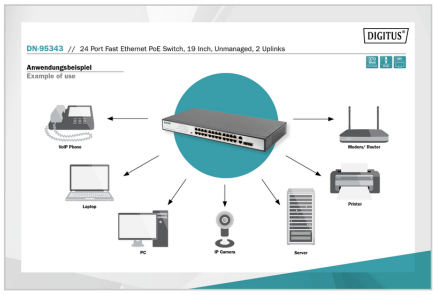








**Safety notes**

- This product is intended for indoor use only.
- Read all instructions and follow all warnings and instructions on the device.
- Do not place this appliance on an unstable surface (such as a trolley, stand, table, etc.).
- Do not use this appliance near water.
- Do not place this appliance near or above a radiator.
- The housing is equipped with openings for heat dissipation and ventilation. To prevent overheating during operation, the ventilation openings must not be blocked or covered.
- Do not place the appliance on a soft surface (e.g. bed, sofa, blanket, etc.). This will block the ventilation.
- The appliance must not be installed in a closed environment if adequate ventilation is not guaranteed.
- Do not spray any liquids onto the appliance.
- Disconnect the mains plug before cleaning. Do not use any liquid or foam cleaners.
- Clean the appliance with a damp cloth.
- Connect the device according to the power supply on the rating plate.
- To prevent damage to the appliance, it is important that all appliances are properly earthed.
- Do not place any objects on the power cable and lay it in such a way as to avoid tripping hazards.
- Use a surge protector, a regulator or an uninterruptible power supply (UPS) to protect your system from sudden, temporary and reduced power.
- Secure the system cable and mains cable properly and ensure that no objects are pressing on the cable.
- Do not insert any objects into the appliance through the openings in the housing. There is a risk of a short circuit, which can lead to fire or electric shock.
- Do not attempt to repair the appliance yourself. Always contact an authorized customer service centre.
- If any of the following conditions occur, unplug the appliance and return it to an authorized service centre for repair
- The mains cable, power supply unit or plug for the power supply is damaged or worn;
- Liquid has penetrated the appliance;
- The device has been exposed to rain or water;
- The device has been dropped or the housing has been damaged;
- The function of the device has obviously changed;
- The appliance cannot be operated as described in the operating instructions.

**EU responsible person**

EU based economic operator ensuring the product complies with the required regulations.

ASSMANN Electronic GmbH
Auf dem Schüffel 3
Lüdenscheid, Germany
https://www.assmann.com
info@assmann.com