

DIGITUS® Consola KVM LCD de 17", VGA de 16 portas, teclado alemão

DS-72210-3GE

EAN 4016032449317



Consola modular com TFT de 17" (43,2 cm), KVM de 16 portas e touchpad, teclado DE, preto RAL 9005

Grças à sua conceção modular, a consola DIGITUS® 17" TFT oferece uma vasta gama de opções de configuração individuais, de modo a que a consola possa ser personalizada de acordo com a área de aplicação. Isto torna a consola rentável e pode ser actualizada ou convertida com módulos adicionais em qualquer altura. A configuração flexível garante que a consola é altamente preparada para o futuro. A consola modular é composta por um monitor de 17", um comutador KVM de 16 portas, um teclado e um touchpad.

Máxima flexibilidade na administração do parque de servidores

- Monitor TFT de 43,2 cm (17"), com painel de vidro protetor antirreflexo e à prova de estilhaços
- Resolução: 1280x1024 a 60Hz
- A consola cria até 85 % mais espaço
- Relação de contraste: 1000:1
- Suporta: 16,7 M de cores
- Comutador KVM de 16 portas incluído
- Teclado alemão incluído
- Rato tátil com dois botões de função
- A consola pode ser completamente retirada do armário do servidor e o ecrã TFT pode ser inclinado 120 graus
- Peso bruto: 19,15 kg

- Bloqueio de segurança da consola para evitar danos
- Caixa economizadora de espaço (IU), preta (RAL 9005)
- 16 x cabo de ligação ao servidor
- Especificação do consumo de energia: Entrada: 100 – 240V AC, Saída: DC 12V / 4A
- Dispositivo Consumo de energia (máx.): 30W
- Tamanho da ficha DC: 5,5 x 2,1 mm
- Eléctrodo da ficha DC: Interior (+) , Exterior (-)

Attributes

- Cascading possible: yes
- Interface: VGA
- Keyboard Layout: DE
- Number of ports: 16
- Screen size: 17 inch



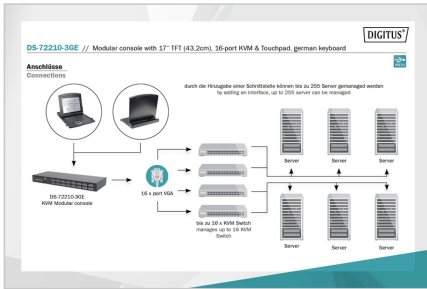
Package contents

- Consola modular de 17
- Comutador KVM de 16 portas
- Teclado
- Guia de início rápido
- Unidade de alimentação eléctrica
- Material de montagem
- 16 x cabo de ligação ao servidor

Logistics

	Number (pcs)	Weight (kg)	Depth (cm)	Width (cm)	Height (cm)	cm³
Packaging Unit Carton	1	23.36	81.00	70.50	19.50	111,355.00
Packaging Unit Inside	1	23.36	81.00	70.50	19.50	111,355.00
Packaging Unit Single	1	23.36	81.00	70.50	19.50	111,355.00
Net single without Packaging	1	12.54	69.50	48.00	4.50	0.00

More images:



Safety notes

- This product is intended for indoor use only.
- Read all instructions.
- Follow all warnings and instructions on the device.
- Do not place this appliance on an unstable surface (such as a trolley, stand, table, etc.).
- If this appliance falls, it can cause serious damage.
- Do not use this appliance near water.
- Do not place this appliance near or above a radiator.
- The housing is equipped with openings for heat dissipation and ventilation. To prevent overheating during operation, the ventilation openings must not be blocked or covered.
- Do not place the appliance on a soft surface (e.g. bed, sofa, blanket, etc.). This will block the ventilation.
- The appliance must not be installed in a closed environment if adequate ventilation is not guaranteed.
- Do not spray any liquids onto the appliance.
- Disconnect the mains plug before cleaning. Do not use any liquid or foam cleaners.
- Clean the appliance with a damp cloth.
- Connect the device according to the power supply on the rating plate.
- This device is designed for the IT distribution system with 100 V - 230 V voltage.
- To prevent damage to the appliance, it is important that all appliances are properly earthed.
- Do not place any objects on the power cable and lay it in such a way as to avoid tripping hazards.
- If an extension cable is used for the appliance, make sure that the total capacity of all products using the cable does not exceed the current load.
- Ensure that the total current of all products connected to the socket does not exceed 15 A.

- Use a surge protector, a regulator or an uninterruptible power supply (UPS) to protect your system from sudden, temporary and reduced power.
- Secure the system cable and mains cable properly and ensure that no objects are pressing on the cable.
- Do not insert any objects into the appliance through the openings in the housing. There is a risk of a short circuit, which can lead to fire or electric shock.
- Do not attempt to repair the appliance yourself. Always contact an authorized customer service centre.
- If any of the following conditions occur, unplug the appliance and send it to an authorized service centre for repair
- The mains cable or plug is damaged or worn;
- Liquid has penetrated the appliance;
- The device has been exposed to rain or water;
- The device has been dropped or the housing has been damaged;
- The function of the device has obviously changed;
- The appliance cannot be operated as described in the operating instructions.

EU responsible person

EU based economic operator ensuring the product complies with the required regulations.

ASSMANN Electronic GmbH
Auf dem Schüffel 3
Lüdenscheid, Germany
<https://www.assmann.com>
info@assmann.com