

# DIGITUS® CAT 6 F/UTP installation cable, 100 m, simplex, Cca

DK-1625-VH-1

EAN 4016032442011



## CAT 6 F-UTP installation cable, 250 MHz Cca (EN 50575), AWG 23/1, 100 m paper box,

The Digitus Cat 6 F/UTP installation cable is designed for use in the structured data center and the building cabling according to ISO/IEC 11801, DIN EN 50288-5-1, DIN EN 50173, IEC 60332-1. The cable is perfectly suitable for the transmission of both analog and digital data and also supports POE and POE+.

### Future-oriented standards and high-end quality for your network.

- Physical properties:
- Conductor: Bare annealed copper, solid AWG 23/1
- System/s of AVCP: AVCP 3
- Insulation: HD-PE (High Density Polyethylene)
- Total number of insulated conductors: 8, twisted in 4 pairs
- Color code: Blue-white, orange-white, green-white, brown-white
- Individual pair shield: None
- Overall shielding: Aluminum foil, providing 100% coverage, drain wire
- Outer sheath: Eca to B2ca acc. to EN 50575; LSZH
- Outer sheath diameter (nominal): 0.5 mm (Eca); 0,6 mm (Dca); 0,8 mm (Cca); 0,08 mm (B2ca)
- Outer sheath color: Purple
- Mechanical properties:
- Tensile loading: 150N max.
- Dynamic bending radius: 8x AD mm min.
- Static bending radius: 4x AD mm min.
- Shipping- and storage temperature range: -20 °C up to +60 °C
- Operating temperature range: -20 °C up to +75 °C

- Installation temperature range: 0 °C up to +50 °C
- Overall diameter Simplex (nominal): 7.0 (Eca); 7,2 mm (Dca); 7,6 mm (Cca); 7,6 mm (B2ca)
- Weight (kg/km): 46 kg (Eca); 47 kg (Dca); 48,5 kg (Cca); 48,5 kg (B2ca)
- Electrical properties:
- Impedance: 100±5 Ohm @ 1-250 MHz
- Capacitance: 45 pF/m nominal @ 800 Hz
- Capacitance unbalance (pair-ground): 1.5 pF/m max. @ 1 KHz
- Insulation resistance: 5 GOhm x km min.
- DC loop resistance: 147 Ohm/km max. (2% max. resistance unbalance)
- Voltage resistance: 72 Vdc max.
- Coupling attenuation: 40 dB
- Signal propagation delay: 535 nS/100 m max.
- Propagation delay: 20 nS/100 m max.
- Separating class: „c” acc. to EN 50174-2
- NVP: 69%

### Attributes

- Assortment: Twisted Pair Installation Cables
- Category: CAT 6
- Shielding: F-UTP, foil shielding
- CPR: Cca
- Length: 100 m
- Color: violet
- Jacket: LSOH
- Structure: 4 x 2 AWG 23/1, solid twisted pair

Logistics						
	Number (pcs)	Weight (kg)	Depth (cm)	Width (cm)	Height (cm)	cm³
Packaging Unit Carton	1	5.61	33.00	33.00	12.00	13,068.00
Packaging Unit Inside	1	5.61	0.00	0.00	0.00	0.00
Packaging Unit Single	1	5.61	33.00	33.00	12.00	13,068.00
Net single without Packaging	1	0.00	0.00	0.00	0.00	0.00

More images:


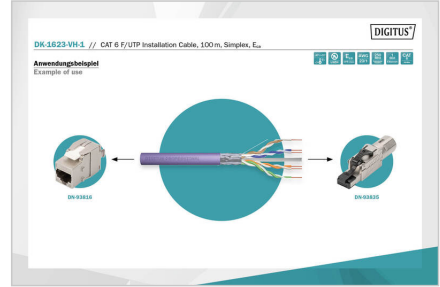
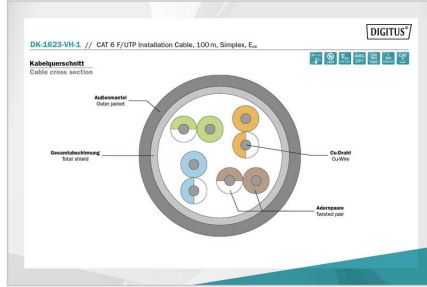


**Leistungsparameter** Performance Properties

PROB.	ATT.	NEXT	PS NEXT	ACS	PS ACS	RL	RL NEXT	PER NEXT
1	20	20	20	20	20	20	20	20
2	15	15	15	15	15	15	15	15
3	10	10	10	10	10	10	10	10
4	5	5	5	5	5	5	5	5
5	0	0	0	0	0	0	0	0
6	0	0	0	0	0	0	0	0
7	0	0	0	0	0	0	0	0
8	0	0	0	0	0	0	0	0
9	0	0	0	0	0	0	0	0
10	0	0	0	0	0	0	0	0
11	0	0	0	0	0	0	0	0
12	0	0	0	0	0	0	0	0
13	0	0	0	0	0	0	0	0
14	0	0	0	0	0	0	0	0
15	0	0	0	0	0	0	0	0
16	0	0	0	0	0	0	0	0
17	0	0	0	0	0	0	0	0
18	0	0	0	0	0	0	0	0
19	0	0	0	0	0	0	0	0
20	0	0	0	0	0	0	0	0
21	0	0	0	0	0	0	0	0
22	0	0	0	0	0	0	0	0
23	0	0	0	0	0	0	0	0
24	0	0	0	0	0	0	0	0
25	0	0	0	0	0	0	0	0
26	0	0	0	0	0	0	0	0
27	0	0	0	0	0	0	0	0
28	0	0	0	0	0	0	0	0
29	0	0	0	0	0	0	0	0
30	0	0	0	0	0	0	0	0


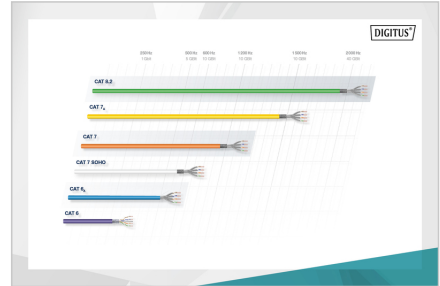
**Produktinformation** Product Information

Produktname	Produktbeschreibung	Physikalische Spezifikationen	Physikalische Eigenschaften
DK-1623-VH-1	100m, Simplex, E <sub>ca</sub>	250 MHz	1 Gbit Ethernet
AWG 23/1	250 MHz	1 Gbit Ethernet	CAT 6
250 MHz	1 Gbit Ethernet	CAT 6	E <sub>ca</sub> Class
1 Gbit Ethernet	CAT 6	E <sub>ca</sub> Class	LSZH
CAT 6	E <sub>ca</sub> Class	LSZH	RoHS



**CEP** Compliance

CEP	Compliance	Compliance	Compliance
B2 <sub>ca</sub>	Highly flammable	1+	Highly flammable
C <sub>ca</sub>	Highly flammable	3	Highly flammable
D <sub>ca</sub>	Highly flammable	3	Highly flammable
E <sub>ca</sub>	Highly flammable	3	Highly flammable



**Safety notes**

- Data cables must not be bent, stretched or twisted excessively. Sharp bends can damage the cable sheath and lead to failures or short circuits.
- Installation only by trained specialists.
- Installation only in dry rooms.
- The data cable must not be in direct contact with other electrical cables or high-voltage sources in order to avoid electromagnetic interference.

**EU responsible person**

EU based economic operator ensuring the product complies with the required regulations.

ASSMANN Electronic GmbH  
Auf dem Schüffel 3  
Lüdenscheid, Germany  
<https://www.assmann.com>  
[info@assmann.com](mailto:info@assmann.com)