DIGITUS® □□□□□□□□□□ VESA □□□ □□□□□□□□□□, □□ □□□□□□□□

DA-90347

EAN 4016032391364

VESA Monitor Adapter for monitors w/o VESA mount VESA 75x75 100x100, max 8kg, up to 30"

Переходник VESA обеспечивает возможность крепления на стену или настольный кронштейн для монитора , не имеющего отверстий согл

Для крепления к столу или на стенной кронштейн мониторов , не оснащенных интерфейсом стандарту **VESA**

- Подходит для всех креплений мониторов стандарта VESA 75 x 75 и 100 x 100
- Подходит для большинства мониторов от 43 (17) до 76 см (30")
- Для мониторов толщиной 2 - 7 см
- Максимальная допустимая нагрузка 8 кг
- Набор винтов
- Руководство по установке

Logistics						
	Number (pcs)	**Weight (kg)**	**Depth (cm)**	**Width (cm)**	**Height (cm)**	**cm³**
Packaging Unit Carton	20	15.30	43.50	28.50	26.00	32,233.50
Packaging Unit Inside	1	0.77	26.00	5.00	10.00	1,300.00
Packaging Unit Single	1	0.77	26.00	5.00	10.00	1,300.00
Net single without Packaging	1	0.68	22.00	25.00	6.30	0.00

More images:





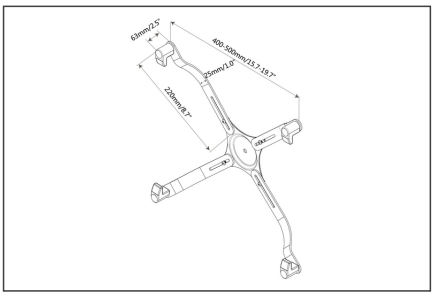

Safety notes

- Please read the entire manual before starting assembly and installation. Please contact your local dealer if you have any questions about the instructions or warnings.
- CAUTION: Use with products that exceed the permitted weight may result in damage or possible injury.
- Brackets should be fitted in accordance with the installation instructions. Incorrect installation can result in damage or injury.
- Use safety equipment and suitable tools. The product should only be installed by specialists.
- This product can be installed on timber-framed, solid concrete or stone walls.
- The load-bearing surfaces should be able to safely withstand the entire weight of appliances and all additional components.
- Only use the installation screws supplied and DO NOT TIGHTEN the screws TOO TIGHT.
- This product contains small parts that can cause a choking hazard if swallowed. Keep these parts away from children.
- Only use this product indoors. Using the product outdoors can lead to injury and damage.
- IMPORTANT: Before installation, please check all components received against the components list. If parts are damaged or missing, ask your local dealer for replacement parts.
- MAINTENANCE: Check the bracket regularly for safety and stability (preferably every three months).

EU responsible person

EU based economic operator ensuring the product complies with the required regulations.

ASSMANN Electronic GmbH
Auf dem Schüffel 3
Lüdenscheid, Germany
https://www.assmann.com
info@assmann.com