DIGITUS® ⊠⊠⊠⊠⊠⊠⊠⊠⊠⊠⊠⊠⊠⊠⊠ ⊠⊠⊠⊠⊠⊠ ⊠ ⊠⊠⊠⊠⊠ ⊠⊠⊠⊠⊠ CAT 6,

DK-1617-100/G

EAN 4016032388067



CAT 6 U-UTP patch cord, Cu, LSZH AWG 26/7, length 10 m, color green

⊠⊠⊠⊠⊠⊠⊠⊠⊠⊠⊠⊠⊠⊠ ⊠⊠⊠⊠⊠⊠ DIGITUS® ⊠⊠⊠⊠⊠⊠⊠⊠⊠⊠ 6 ⊠⊠⊠⊠⊠⊠ E ⊠⊠⊠⊠⊠⊠⊠⊠⊠⊠⊠ ⊠ ⊠⊠⊠⊠⊠⊠⊠⊠⊠⊠⊠⊠⊠⊠ ⊠ ⊠⊠⊠⊠⊠⊠⊠⊠⊠⊠⊠⊠⊠ ⊠ ⊠⊠⊠⊠⊠⊠⊠⊠⊠⊠⊠⊠ ISO/IEC 11801 ⊠ ⊠⊠⊠⊠⊠
DIGITUS® CAT 6. ⊠⊠⊠⊠⊠⊠⊠⊠⊠ ⊠⊠⊠⊠⊠⊠⊠⊠⊠⊠⊠⊠⊠⊠⊠⊠⊠⊠ ⊠⊠⊠⊠⊠⊠⊠⊠⊠⊠⊠⊠ ⊠⊠ 250 ⊠⊠⊠, ⊠⊠⊠⊠⊠⊠⊠ ⊠⊠⊠⊠⊠ ⊠⊠⊠⊠⊠⊠⊠⊠⊠⊠⊠⊠⊠⊠ ⊠⊠⊠⊠⊠⊠⊠⊠⊠⊠⊠⊠⊠, ⊠⊠⊠ ⊠⊠⊠⊠⊠⊠⊠
⊠⊠⊠⊠⊠⊠⊠⊠⊠⊠⊠ ⊠⊠⊠⊠⊠⊠⊠⊠⊠⊠ ⊠⊠⊠⊠⊠ ⊠⊠ ⊠⊠⊠⊠⊠⊠⊠. ⊠⊠⊠⊠⊠⊠⊠ ⊠⊠⊠⊠⊠⊠⊠⊠⊠⊠⊠⊠⊠ ⊠⊠⊠⊠⊠⊠ ⊠⊠⊠⊠⊠⊠⊠⊠⊠ 6 ⊠⊠⊠⊠⊠⊠⊠⊠⊠ ⊠⊠⊠⊠⊠⊠⊠ ⊠⊠⊠⊠⊠⊠⊠ ⊠⊠⊠⊠⊠⊠⊠⊠ ⊠⊠⊠⊠⊠.

⊠⊠⊠⊠⊠⊠⊠⊠ ⊠⊠⊠⊠⊠⊠⊠⊠⊠⊠⊠⊠⊠⊠⊠⊠⊠⊠ ⊠ ⊠⊠⊠⊠⊠⊠⊠⊠ ⊠⊠⊠⊠⊠ ⊠⊠⊠ ⊠⊠⊠⊠⊠ ⊠⊠⊠⊠.

- 2 ⊠⊠⊠⊠⊠⊠⊠ RJ45 (8P8C)
- ⊠⊠⊠⊠⊠⊠⊠⊠ ⊠ ⊠⊠⊠⊠⊠⊠⊠ ⊠⊠ ⊠⊠⊠⊠⊠⊠, ⊠⊠⊠⊠⊠⊠⊠⊠⊠ ⊠ ⊠⊠⊠⊠⊠⊠⊠⊠
- ⊠⊠⊠⊠⊠ ⊠⊠⊠⊠⊠ ⊠⊠ ⊠⊠⊠⊠⊠⊠⊠⊠
- ⊠⊠⊠⊠⊠⊠⊠⊠⊠⊠ ⊠⊠⊠⊠⊠⊠⊠⊠⊠: ⊠⊠⊠⊠ (Cu)

Attributes

- Assortment: Twisted Pair Patch Cables
- Configuration: 1:1
- Connector 1: Modular RJ45 (8/8) plug
- Connector 2: Modular RJ45 (8/8) plug
- Packaging: DIGITUS Polybag
- Category: CAT 6
- Shielding: U-UTP, unshielded
- Length: 10 m
- Color: green
- Jacket: LSOH
- Slim Version: no
- Structure: 4 x 2 AWG 26/7, twisted pair
- Flat Version: no

Logistics

	Number (pcs)	Weight (kg)	Depth (cm)	Width (cm)	Height (cm)	cm³
Packaging Unit Carton	45	12.10	36.00	36.00	27.00	34,992.00
Packaging Unit Inside	5	1.34	14.00	30.00	36.00	15,120.00
Packaging Unit Single	1	0.27	2.80	19.00	27.00	1,436.40
Net single without Packaging	1	0.24	1.00	1.20	1.30	0.00

More images:


DIGITUS
DK-1617-100/G // CAT 6 U/UTP Patch Cord
Anschlüsse
Connections
RJ45

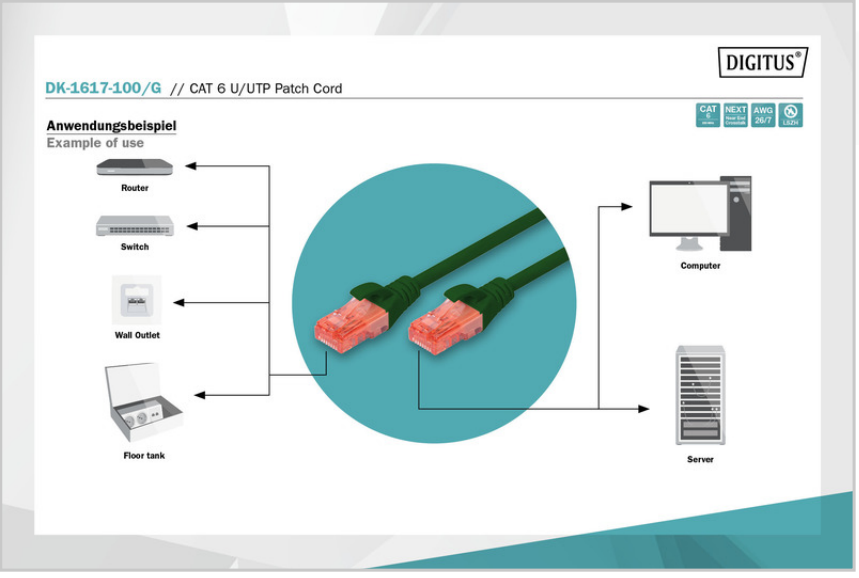
DIGITUS
DK-1617-100/G // CAT 6 U/UTP Patch Cord
Anwendungsbeispiel
Example of use
Router
Switch
Wall Outlet
Floor tank
Computer
Server

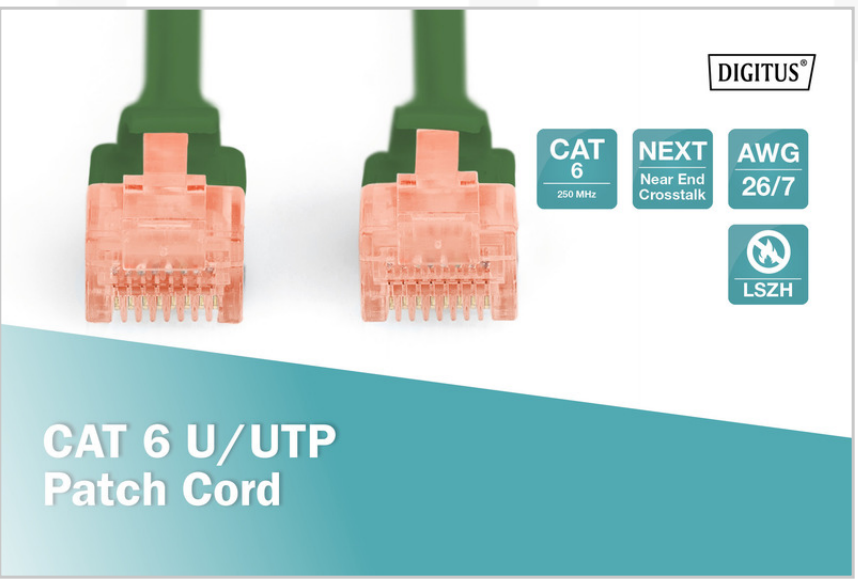
DIGITUS
CAT 6
250 MHz
NEXT
Near End Crosstalk
AWG
26/7
LSZH
CAT 6 U/UTP
Patch Cord

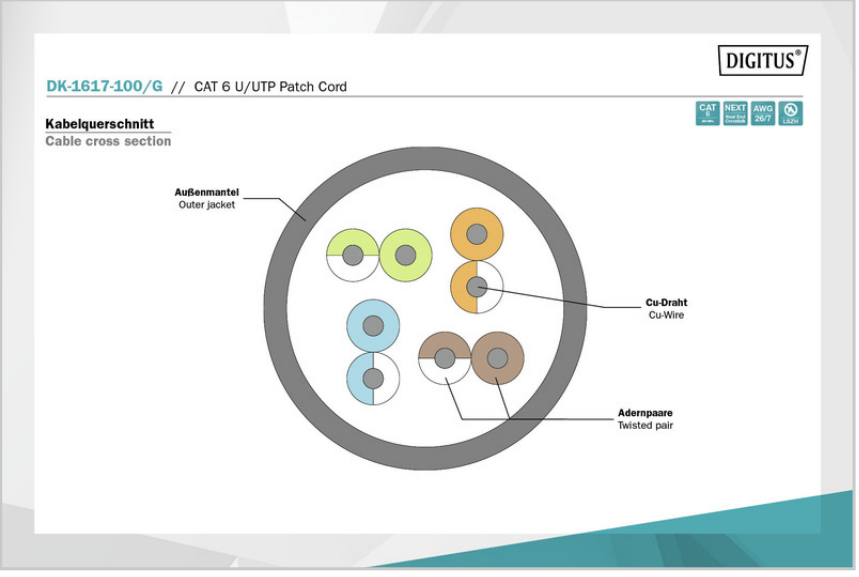
DIGITUS
DK-1617-100/G // CAT 6 U/UTP Patch Cord
Kabelquerschnitt
Cable cross section
Außenmantel
Outer jacket
Cu-Draht
Cu-Wire
Aderpaare
Twisted pair

Safety notes

- When plugging and unplugging the cable, only grasp the plug and do not pull directly on the cable.
- Cables must not be kinked sharply or bent at tight angles, as this can damage the inner wires and lead to failures.
- Make sure that the cables are not under tensile load, as this can damage the insulation and the wires inside the cable.
- Ensure that cables are not laid in areas where they can be easily damaged mechanically.
- Cables should not be used in environments with extremely high or very low temperatures. Observe the product information on the maximum operating temperature of the cable
- Check cables regularly for visible damage such as cracks, kinks or signs of wear. Defective cables should be replaced immediately to avoid failures, short circuits or even electric shocks.

EU responsible person

EU based economic operator ensuring the product complies with the required regulations.

ASSMANN Electronic GmbH
Auf dem Schüffel 3
Lüdenscheid, Germany
https://www.assmann.com
info@assmann.com