DIGITUS® Wall Mounting Cabinet Unique Series - 600x600 mm (WxD)

DN-19 09U-6/6

EAN 4016032157519



9U wall mounting cabinet, Unique 509x600x600 mm, color grey (RAL 7035)

The network cabinets for wall installation from the Unique series were developed for especially convenient and flexible network cabling. There is a sliding cable inlet with foam rubber seal in the roof of each cabinet. The back wall and floor plate are equipped with pre-cut cable inlets with a plastic cover. To accommodate a fan module, the roof structure is also equipped with a pre-cut area. Two pair of galvanized 483 mm (19") profile rails labeled with rack units readable in both directions are installed on the inside. Their depth can be adjusted. Each cabinet is made of up to 1.5 mm thick sheet steel. Coloring is done with electrostatic powder coating in the standard colors gray (RAL 7035) or jet black (RAL 9005). Removable and lockable side walls in a modular design as well as lockable and removable front door improve accessibility. The door hinges can be switched. Wall installation is accomplished in two easy work steps: The housing frame plate is bolted on the wall and then connected with the housing. With optionally available levelling feet or casters, the wall housings from the Unique series can also be used as a free-standing unit.

The DIGITUS® Unique Series is made for high demand IT-Infrastructure Solutions - designed and developed on highest standard in Germany

- Safety class rating IP20
- Lockable safety-glass door with steel frame
- 210° door opening angle
- 1-point-locking-mechanism on the front door
- Side panels are lockable and removable
- 483 mm (19“) profile rails mounted on the front- and rear side inside of the rack, galvanized
- 483 mm (19“) profile rails are adjustable in depth and with height unit marking
- Max. installation depth: 450 mm
- Cable entry on the rear side and base with plastic cover and top with sliding cover
- Roof is prepared for fan units (punched out entries)
- Ventilation slots for active and passive ventilation and exhausting
- Several earthing points for rack components
- Incl. installation set (screws, cage nuts, washers)
- Rack is completely mounted
- Equipment mounting depth min.-max.: 320-450 mm

Attributes

- Cabinet type: Wall mounting cabinet
- Color: light grey, RAL 7035
- Depth: 600 mm
- Front door: Glass door, single opening
- Load capacity: 100 kg
- Side panels: Both sides
- Units: 9
- Width: 600 mm
- IP protection class: IP20
- Mounted: yes

Package contents

- Earthing wire set
- Installation set (screws, cage nuts, washers)
- 2 x Keys

Logistics

	Number (pcs)	Weight (kg)	Depth (cm)	Width (cm)	Height (cm)	cm³
Packaging Unit Carton	1	23.70	64.00	67.00	52.00	222,976.00
Packaging Unit Inside	1	23.70	64.00	67.00	52.00	222,976.00
Packaging Unit Single	1	23.70	64.00	67.00	52.00	222,976.00
Net single without Packaging	1	22.00	60.00	60.00	50.90	0.00

Druckfehler, Irrtümer und technische Änderungen sind vorbehalten. | Printing errors, falsities and technical changes remain reserved.

More images:












Safety notes

- Ensure adequate ventilation to prevent the installed devices from overheating.
- Network cabinets should not be overfilled and the ventilation openings must not be blocked.
- Cables should be laid neatly and organized in cable ducts or trays.
- Use surge protection devices to protect sensitive devices from power surges or lightning strikes.
- Avoid moisture or wetness while observing the respective IP protection class.
- Ensure that the cabinet and the devices used are properly earthed.
- In regions with frequent thunderstorm activity, professional lightning protection should be integrated into the power supply.
- To avoid uneven loading, always mount the heaviest units at the bottom of the cabinet.
- Disconnect the installed devices from the power supply during maintenance or installation work.

EU responsible person

EU based economic operator ensuring the product complies with the required regulations.

ASSMANN Electronic GmbH
Auf dem Schüffel 3
Lüdenscheid, Germany
https://www.assmann.com
info@assmann.com